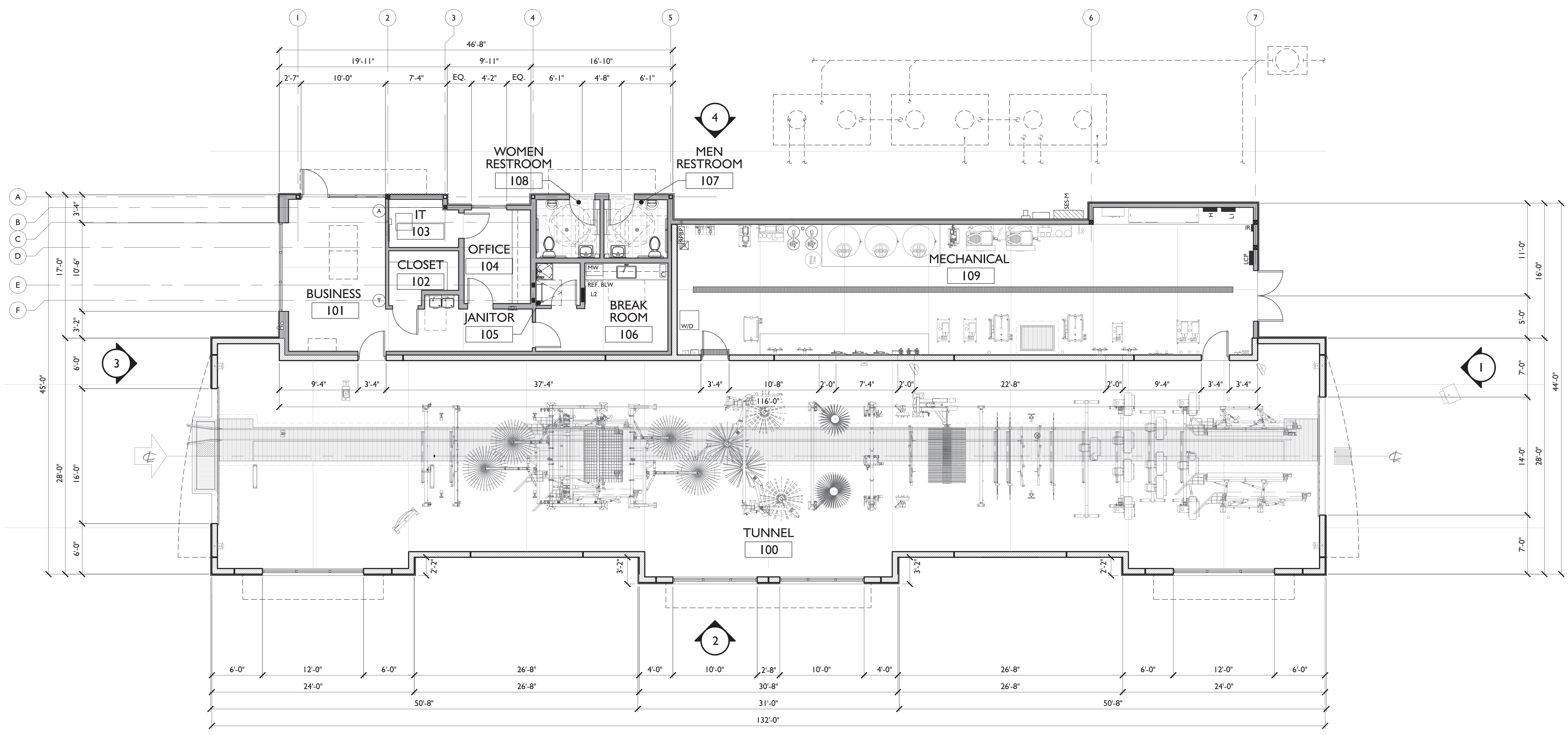


***Mister***[®]

April 19, 2024
Goldenrod - FL 1855
130 W1 - Elevations and Materials
A23 Studios #23041



FLOOR PLAN

1

3/16" = 1'

NOTE:
 THESE DOCUMENTS ESTABLISH THE GENERAL
 SCOPE OF QUALITY AND DETAIL FOR
 DEVELOPING A NEGOTIATED CONSTRUCTION
 CONTRACT.

FLOOR PLAN

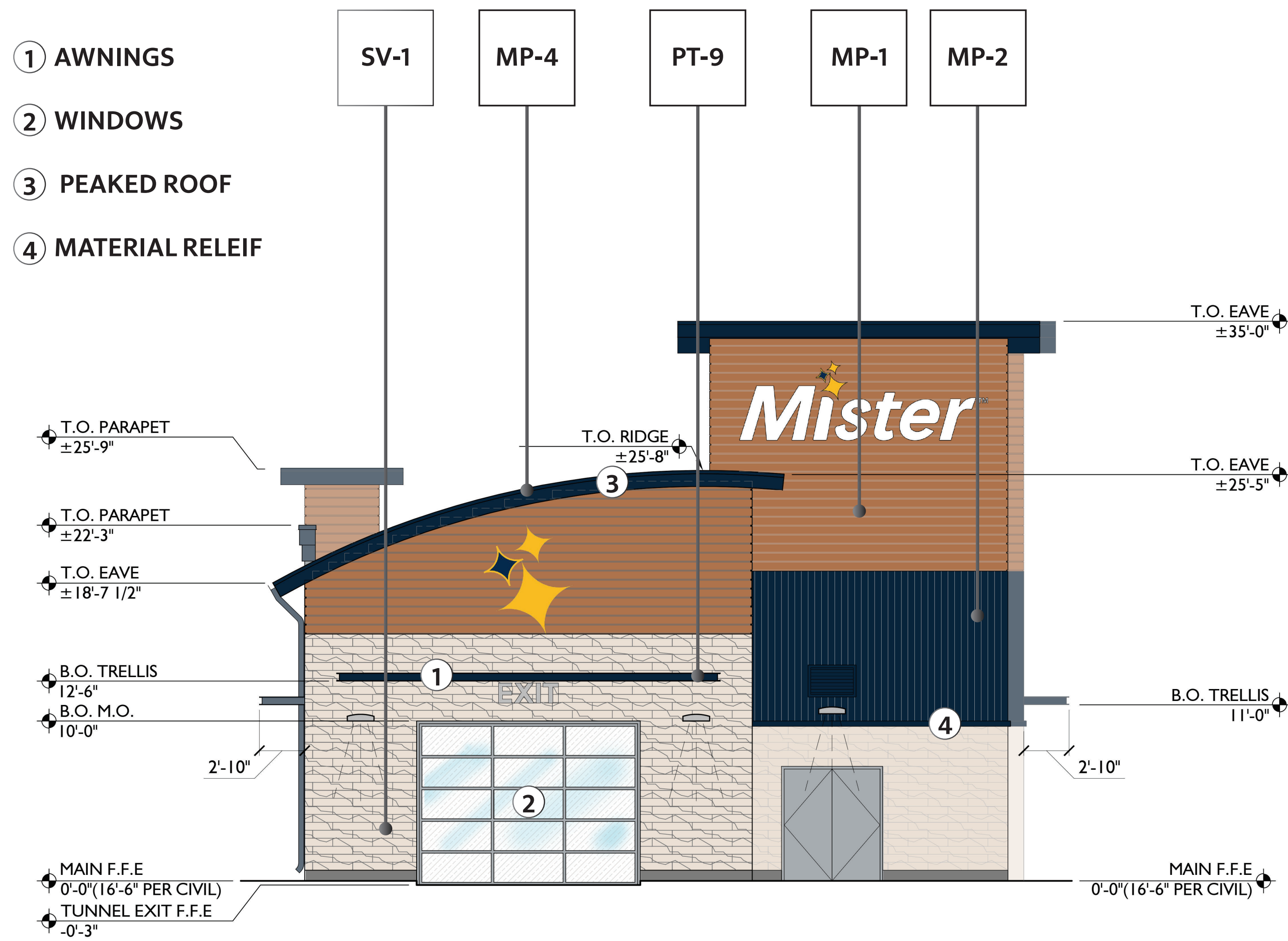


Mister Car Wash FL1855
 West Jensen PUD, Phase 1B, Parcel 6.6
 Goldenrod - 130.W2
 US-1 & NW Goldenrod Rd.
 Jensen Beach, FL 34957

711 East 9th Street
 Tallahassee, FL 32303
 Phone: 904.233.2323
 www.a23studios.com

a.23studios

Project 23041
 Date 01.31.24
 Scale Noted
 Sheet



MATERIAL TAKE OFF

Exterior Building Finishes - 8,885 sqft - 100%

- A. (SV-1) Natural Stone (Veneer) - 2,108 sqft - 24%
- B. (ALU) Store Front and Glass - 511 sqft - 6%
- C. (EIFS) EIFS - 1,609 sqft - 18%
- D. (CU-1/2) CMU - 1,032 sqft - 12%
- E. (MP-1) Alumaboard - 2,422 sqft - 27%
- F. (MP-2) Metal Wall Panel - 798 sqft - 9%
- G. Polycarbonate Overhead Doors - 312 sqft - 3%
- H. Painted Hollow Metal Doors - 93 sqft - 1%

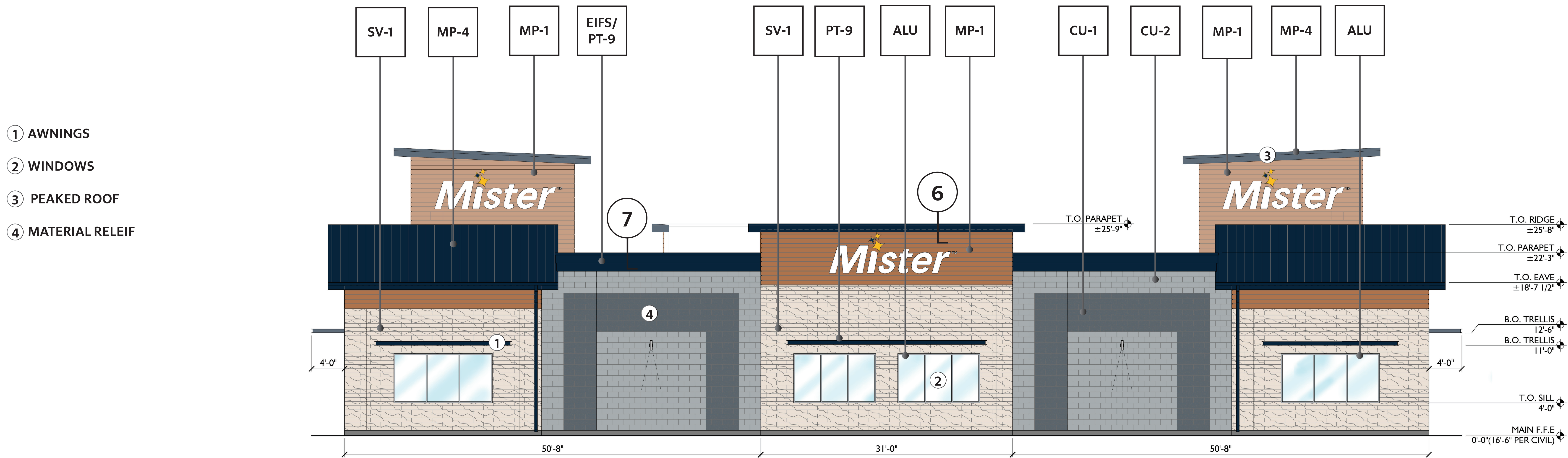
SIGNAGE WILL BE REVIEWED THROUGH A SEPARATE BUILDING PERMIT

FINISH LEGEND

MP-1		METAL PANEL - ALUMABOARD / PRE-FINISHED METAL SCREEN SYSTEM / HAZELNUT BROWN	CU-1		CMU (TEXTURED) - COLOR TO BE CLOSE TO WALL STREET SW7665
MP-2		METAL PANEL - CTMRS / PRE-FINISHED R-PANEL / IN THE NAVY - SW9178	CU-2		CMU (SMOOTH) - COLOR TO BE CLOSE TO MORNING FOG SW6255
MP-4		METAL PANEL - CTRMS / PRE-FINISHED STANDING SEAM METAL ROOF / 436B3488 FLUOROPON IN THE NAVY	PT-3		EXTERIOR PAINT - SHERWIN-WILLIAMS / WALL STREET SW7665
SV-1		STONE VENEER - ELDORADO / VANTAGE 30 / WHITE ELM	PT-6		EXTERIOR PAINT - SHERWIN-WILLIAMS / MORNING FOG SW6225
EIFS		EXTERIOR INSULATION FINISHING SYSTEM	PT-9		EXTERIOR PAINT - SHERWIN-WILLIAMS / IN THE NAVY SW9178
ALU		WINDOWS & DOORS - THERMALLY BROKEN ANODIZED ALUMINUM / CLEAR			

Revisions

2 SOUTH EAST - PRIMARY FACADE - CAR WASH TUNNEL EXIT ELEVATION
3/16" = 1'



3 SOUTH WEST - PRIMARY FACADE - CAR WASH TUNNEL WALL ELEVATION
3/16" = 1'

NOTE: THESE DOCUMENTS ESTABLISH THE GENERAL QUALITY AND DETAIL FOR DEVELOPING A NEGOTIATED CONSTRUCTION CONTRACT.

BUILDING ELEVATIONS

Mister

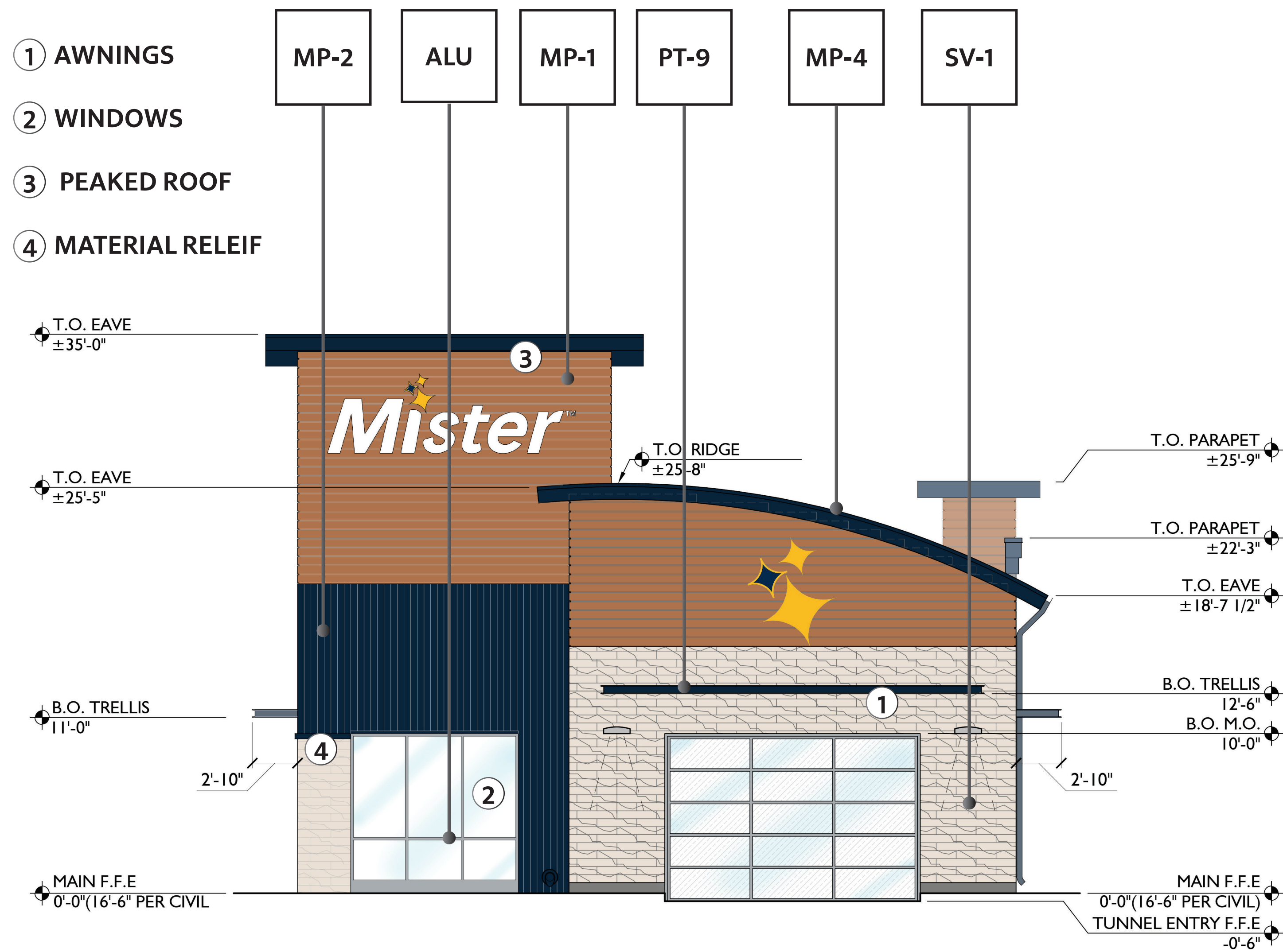
Mister Car Wash FL1855
West Jensen PUD, Phase 1B, Parcel 6.6
Goldenrod - 130.W2
US-1 & NW Goldenrod Rd.
Jensen Beach, FL 34957

711 East 9th Street
Tulsa, OK 74103
www.a23studios.com

a.23 studios

Project 23041
Date 01.31.24
Scale Noted
Sheet

A-2.0



MATERIAL TAKE OFF

Exterior Building Finishes - 8,885 sqft - 100%

- A. (SV-1) Natural Stone (Veneer) - 2,108 sqft - 24%
- B. (ALU) Store Front and Glass - 511 sqft - 6%
- C. (EIFS) EIFS - 1,609 sqft - 18%
- D. (CU-1/2) CMU - 1,032 sqft - 12%
- E. (MP-1) Alumaboard - 2,422 sqft - 27%
- F. (MP-2) Metal Wall Panel - 798 sqft - 9%
- G. Polycarbonate Overhead Doors - 312 sqft - 3%
- H. Painted Hollow Metal Doors - 93 sqft - 1%

SIGNAGE WILL BE REVIEWED THROUGH A SEPARATE BUILDING PERMIT

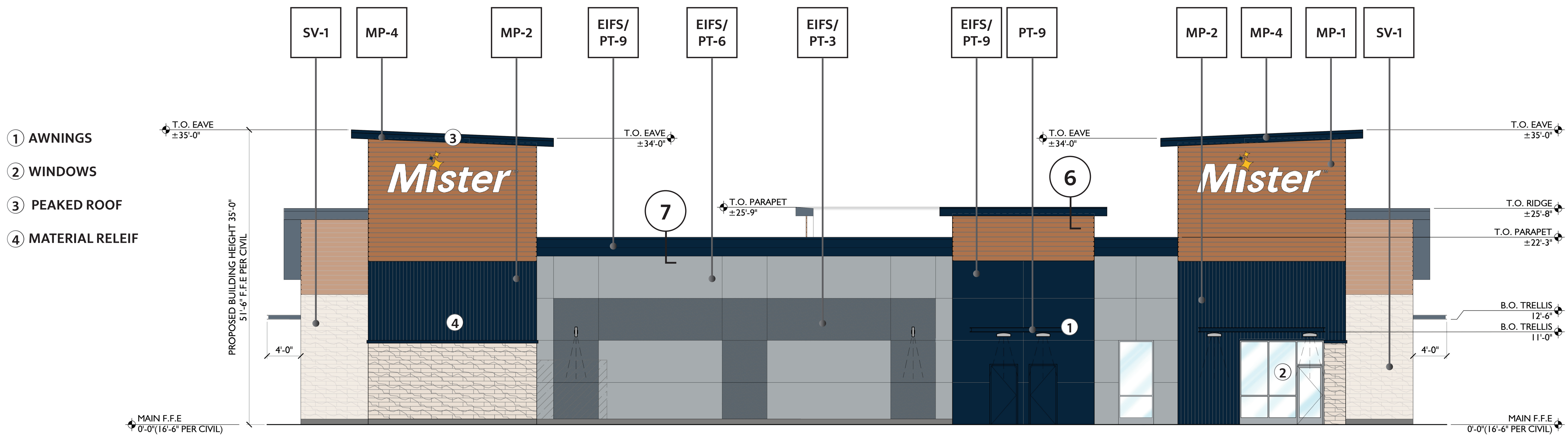
FINISH LEGEND

MP-1		METAL PANEL - ALUMABOARD / PRE-FINISHED METAL SCREEN SYSTEM / HAZELNUT BROWN	CU-1		CMU (TEXTURED) - COLOR TO BE CLOSE TO WALL STREET SW7665
MP-2		METAL PANEL - CTMRS / PRE-FINISHED R-PANEL / IN THE NAVY - SW9178	CU-2		CMU (SMOOTH) - COLOR TO BE CLOSE TO MORNING FOG SW6255
MP-4		METAL PANEL - CTRMS / PRE-FINISHED STANDING SEAM METAL ROOF / 436B3488 FLUROPON IN THE NAVY	PT-3		EXTERIOR PAINT - SHERWIN-WILLIAMS / WALL STREET SW7665
SV-1		STONE VENEER - ELDORADO / VANTAGE 30 / WHITE ELM	PT-6		EXTERIOR PAINT - SHERWIN-WILLIAMS / MORNING FOG SW6225
EIFS		EXTERIOR INSULATION FINISHING SYSTEM	PT-9		EXTERIOR PAINT - SHERWIN-WILLIAMS / IN THE NAVY SW9178
ALU		WINDOWS & DOORS - THERMALLY BROKEN ANODIZED ALUMINUM / CLEAR			

NORTH WEST - PRIMARY FACADE - CAR WASH TUNNEL ENTRANCE

4

3/16" = 1'



NORTH EAST - BUSINESS/ MECHANICAL ELEVATION

5

3/16" = 1'

NOTE: THESE DOCUMENTS ESTABLISH THE GENERAL QUALITY AND DETAIL FOR DEVELOPING A NEGOTIATED CONSTRUCTION CONTRACT.

BUILDING ELEVATIONS

Mister

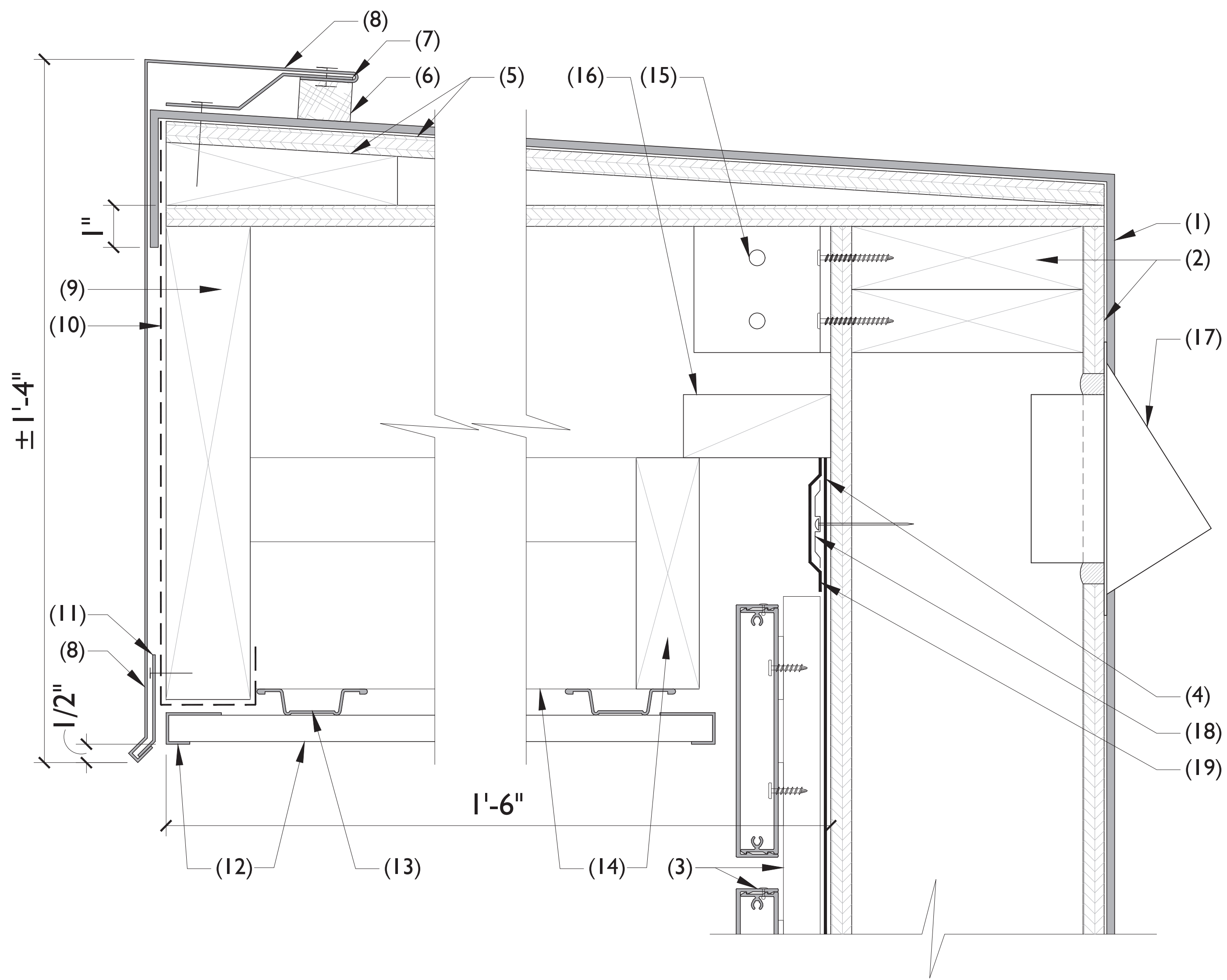
Mister Car Wash FL1855
West Jensen PUD, Phase 1B, Parcel 6.6
Goldenrod - 130.W2
US-1 & NW Goldenrod Rd.
Jensen Beach, FL 34957

711 East 9th Street
Tulsa, OK 74103
www.a23studios.com

a.23 studios

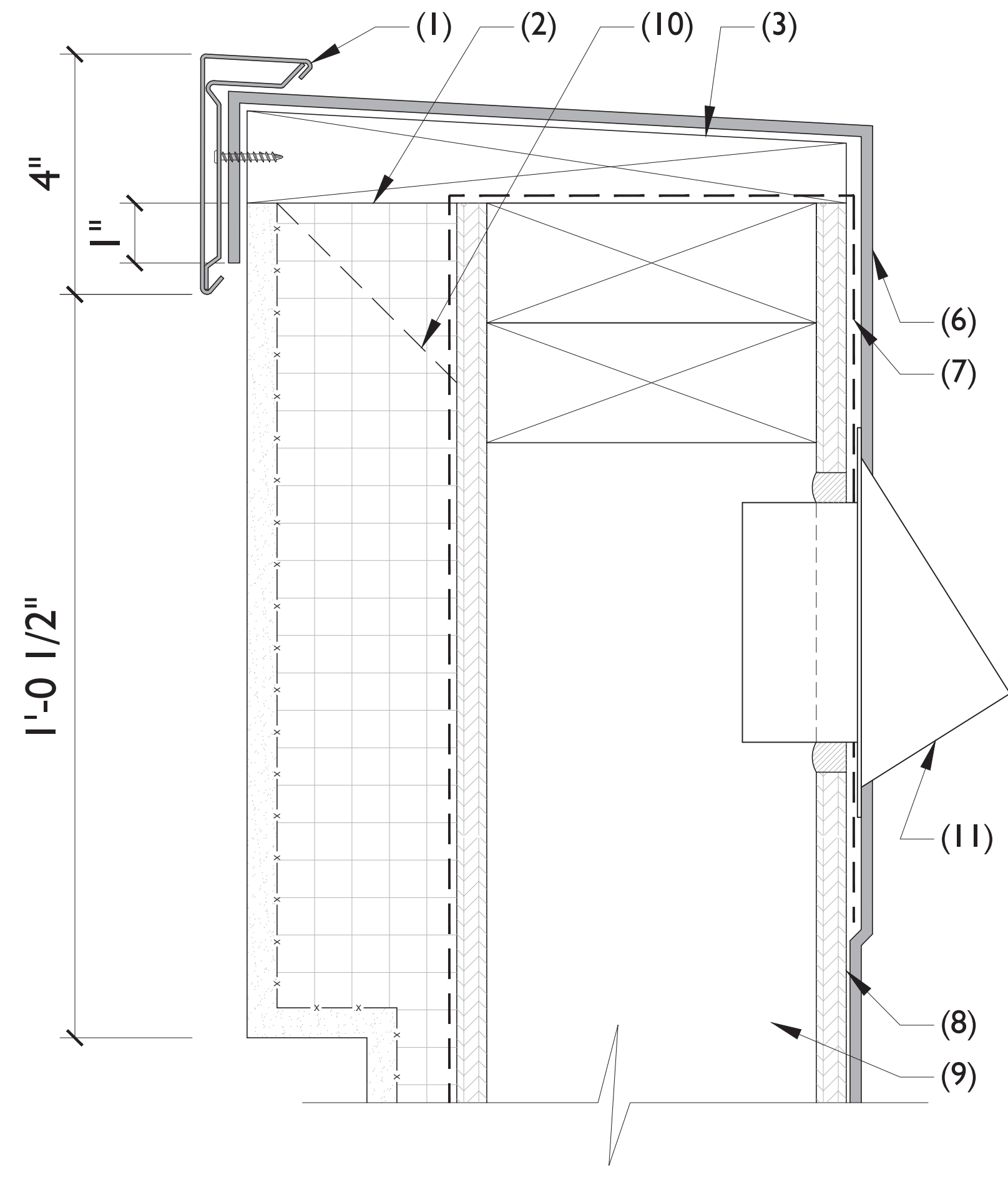
Project 23041
Date 01.31.24
Scale Noted
Sheet

A-3.0



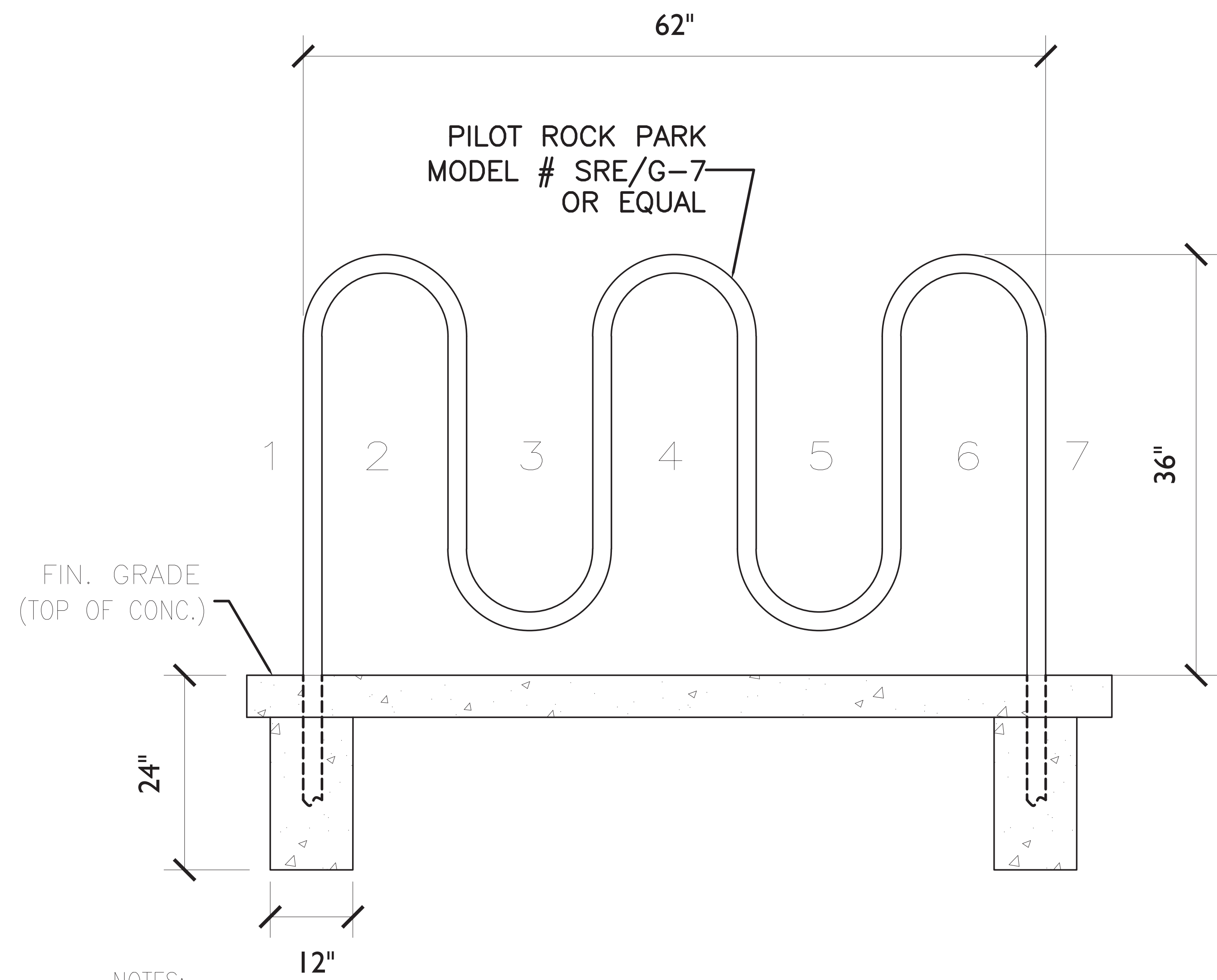
- KEYNOTES**
1. TPO ROOF. WRAP UP AND OVER PARAPET. EXTEND BELOW NAILER 1" MIN..
 2. PLYWOOD SHEATHING OVER PARAPET WALL FRAMING PER WALL TYPE.
 3. 2-PIECE HORIZONTAL METAL BATTEN OVER METAL HAT CHANNEL.
 4. 60MIL. SINGLE-PLY EPDM MEMBRANE.
 5. PLYWOOD SHEATHING OVER CONTINUOUS 2x NAILER SLOPED TO DRAIN.
 6. CONTINUOUS NEOPRENE GASKETTING.
 7. CONTINUOUS Z-CLIP.
 8. PRE-FINISHED 24GA. BRAKE METAL FASCIA WITH HEMMED DRIP EDGES. PROVIDE RIVET FASTENERS AT 8" O.C. AT Z-CLIP ATTACHMENT.
 9. PRESSURE TREATED 2x12 WOOD FASCIA.
 10. CONTINUOUS HIGH TEMPERATURE SELF ADHERING WATERPROOF MEMBRANE.
 11. CONTINUOUS CLEAT.
 12. METAL SOFFIT PANEL WITH EDGE TRIM.
 13. METAL HAT CHANNEL.
 14. PRESSURE TREATED WOOD SOFFIT FRAMING.
 15. ANCHOR PER STRUCTURAL PLANS.
 16. CONTINUOUS PRESSURE TREATED 2X WOOD BLOCKING.
 17. 4" HOODED PARAPET WALL VENT, WITHOUT DAMPER, W/ CAP AND INTEGRAL INSECT SCREEN. FULLY SET IN SEALANT.
 18. TERMINATION BAR PER EPDM MFR.
 19. EPDM FLASHING MEMBRANE.

6 **TYPICAL CORNICE DETAIL**
NOT TO SCALE



- KEYNOTES**
1. 2-PIECE PRE-FINISHED METAL EDGE COPING.
 2. EIFS PARAPET ACCENT.
 3. PRESSURE TREATED 2X BLOCKING.
 4. NOT USED.
 5. NOT USED.
 6. SINGLE PLY ROOF FLASHING TO WRAP UP AND OVER PARAPET. EXTEND BELOW NAILER 1" MIN..
 7. WATERPROOF MEMBRANE WRAP UP AND OVER PARAPET 12" MIN.
 8. PLYWOOD SHEATHING.
 9. WOOD FRAME PARAPET.
 10. 2x PRESSURE TREATED WOOD BRACING AT 24" O.C. MAX..
 11. 4" HOODED PARAPET WALL VENT, WITHOUT DAMPER, W/ CAP AND INTEGRAL INSECT SCREEN. FULLY SET IN SEALANT.

7 **TYPICAL CORNICE DETAIL**
NOT TO SCALE



- NOTES:**
1. BIKE RACK SHALL BE EMBEDDED A INTO A 24" DEEP, 12" DIAMETER CONCRETE FOOTER

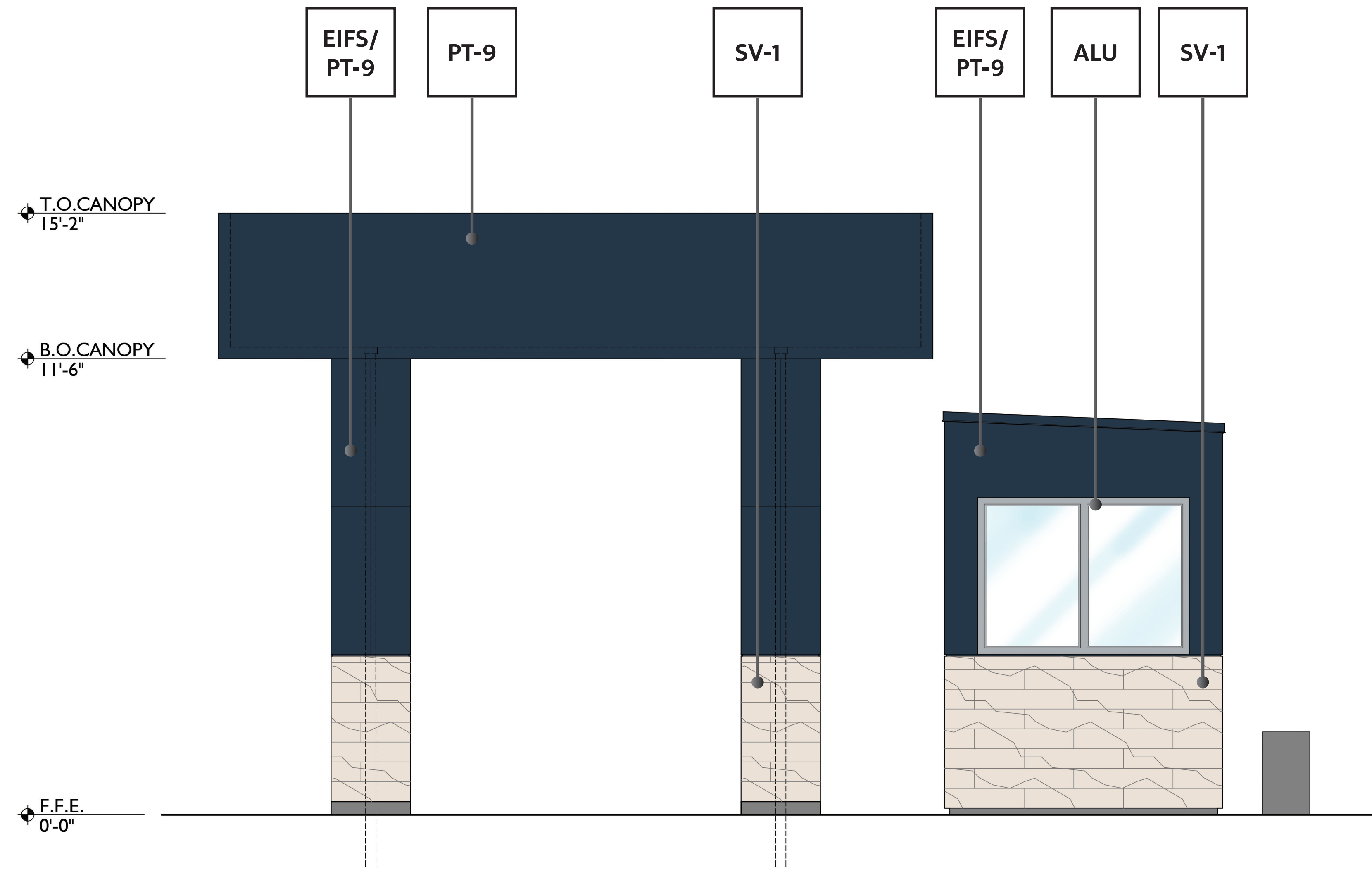
8 **MARTIN COUNTY PUBLIC WORKS - STANDARD DETAILS - BICYCLE RACK**
NOT TO SCALE

NOTE: THESE DOCUMENTS ESTABLISH THE GENERAL QUALITY AND DETAIL FOR BIDDING A NEGOTIATED CONSTRUCTION CONTRACT.

CORNICE DETAILS
Mister
Mister Car Wash FL1855
West Jensen PUD, Phase 1B, Parcel 6.6
Goldenrod - 130.W2
US-1 & NW Goldenrod Rd.
Jensen Beach, FL 34957

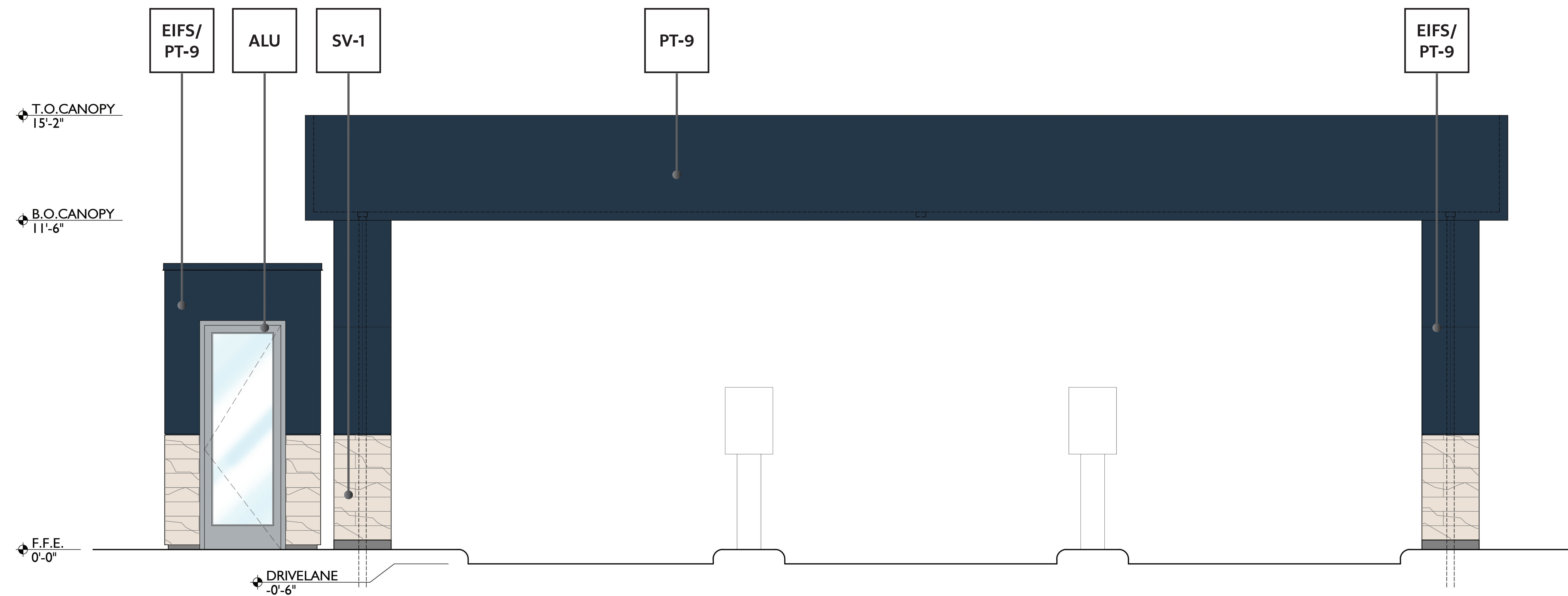
711 East 9th Street
Tulsa, OK 74103
www.a23studios.com
a.23 studios

Project 23041
Date 01.31.24
Scale Noted
Sheet



9 POS CANOPY SIDE ELEVATION

1/2" = 1'



10 POS CANOPY FRONT ELEVATION

1/2" = 1'

FINISH LEGEND

MP-1		METAL PANEL - ALUMABOARD / PRE-FINISHED METAL SCREEN SYSTEM / HAZELNUT BROWN	CU-1		CMU (TEXTURED) - COLOR TO BE CLOSE TO WALL STREET SW7665
MP-2		METAL PANEL - CTMRS / PRE-FINISHED R-PANEL / IN THE NAVY - SW9178	CU-2		CMU (SMOOTH) - COLOR TO BE CLOSE TO MORNING FOG SW6255
MP-4		METAL PANEL - CTRMS / PRE-FINISHED STANDING SEAM METAL ROOF / 436B3488 FLUROPON IN THE NAVY	PT-3		EXTERIOR PAINT - SHERWIN-WILLIAMS / WALL STREET SW7665
SV-1		STONE VENEER - ELDORADO / VANTAGE 30 / WHITE ELM	PT-6		EXTERIOR PAINT - SHERWIN-WILLIAMS / MORNING FOG SW6225
EIFS		EXTERIOR INSULATION FINISHING SYSTEM	PT-9		EXTERIOR PAINT - SHERWIN-WILLIAMS / IN THE NAVY SW9178
ALU		WINDOWS & DOORS - THERMALLY BROKEN ANODIZED ALUMINUM / CLEAR			

POS CANOPY ELEVATIONS

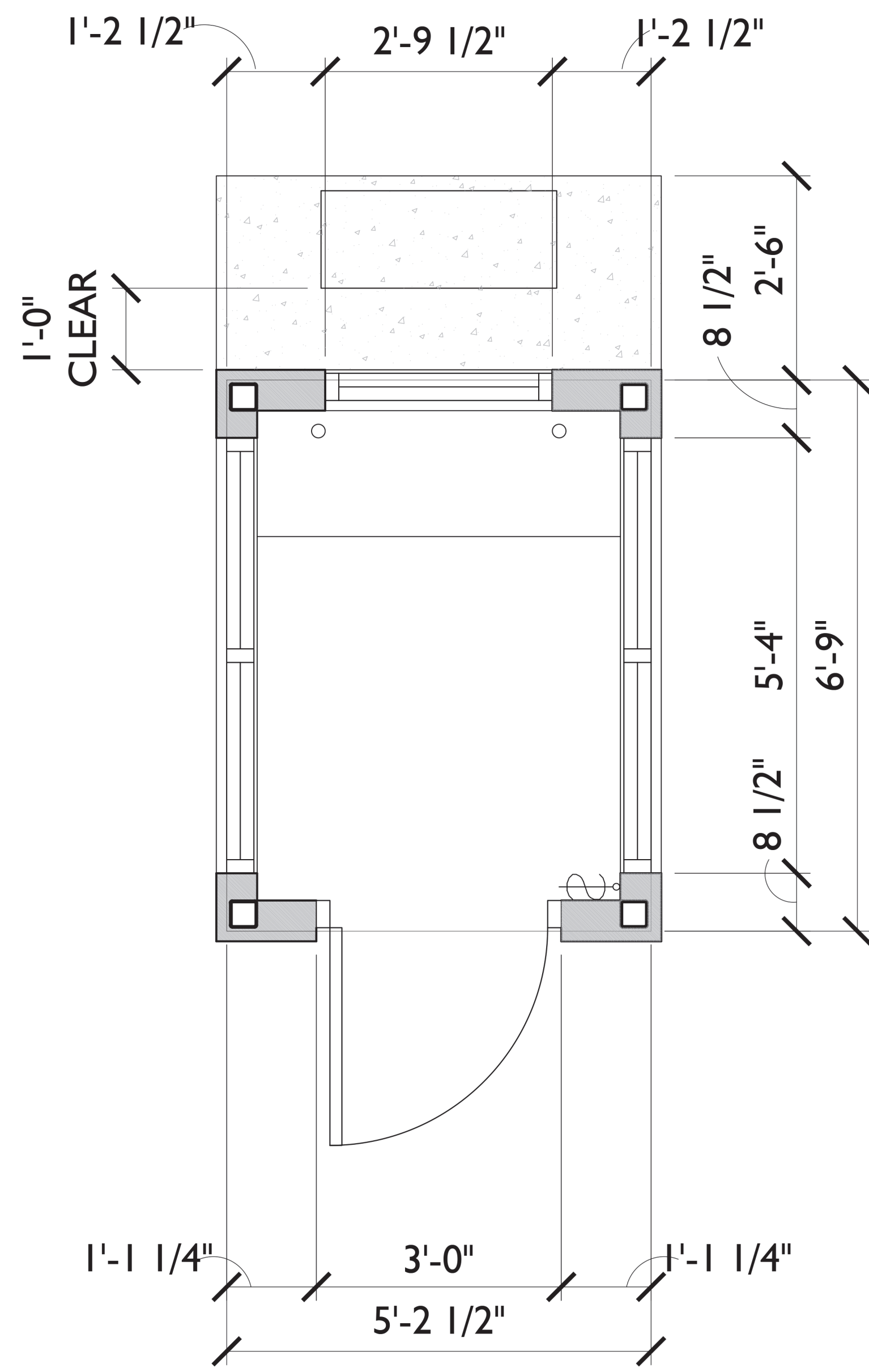


Mister Car Wash FL1855
 West Jensen PUD, Phase 1B, Parcel 6.6
 Goldenrod - 130.W2
 US-1 & NW Goldenrod Rd.
 Jensen Beach, FL 34957



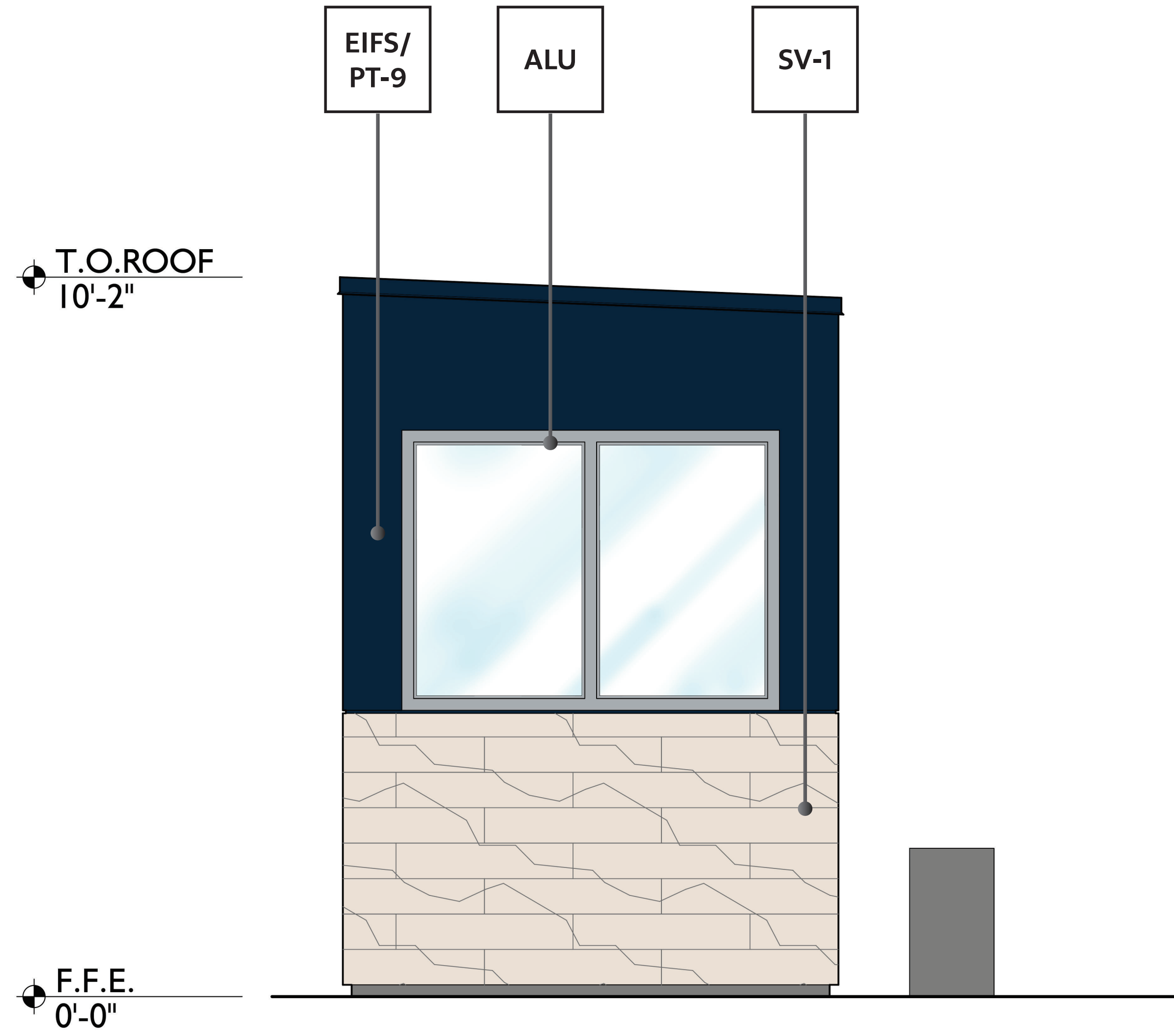
Project 23041
 Date 01.31.24
 Scale Noted
 Sheet

NOTE: THESE DOCUMENTS ESTABLISH THE GENERAL SCOPE OF QUALITY AND DETAIL FOR DEVELOPING A NEGOTIATED CONSTRUCTION CONTRACT.



11 ATTENDANT SHELTER PLAN

3/4" = 1'



12 ATTENDANT SHELTER SIDE ELEVATION

3/4" = 1'

FINISH LEGEND

MP-1		METAL PANEL - ALUMABOARD / PRE-FINISHED METAL SCREEN SYSTEM / HAZELNUT BROWN	CU-1		CMU (TEXTURED) - COLOR TO BE CLOSE TO WALL STREET SW7665
MP-2		METAL PANEL - CTMRS / PRE-FINISHED R-PANEL / IN THE NAVY - SW9178	CU-2		CMU (SMOOTH) - COLOR TO BE CLOSE TO MORNING FOG SW6255
MP-4		METAL PANEL - CTRMS / PRE-FINISHED STANDING SEAM METAL ROOF / 436B3488 FLUROPON IN THE NAVY	PT-3		EXTERIOR PAINT - SHERWIN-WILLIAMS / WALL STREET SW7665
SV-1		STONE VENEER - ELDORADO / VANTAGE 30 / WHITE ELM	PT-6		EXTERIOR PAINT - SHERWIN-WILLIAMS / MORNING FOG SW6225
EIFS		EXTERIOR INSULATION FINISHING SYSTEM	PT-9		EXTERIOR PAINT - SHERWIN-WILLIAMS / IN THE NAVY SW9178
ALU		WINDOWS & DOORS - THERMALLY BROKEN ANODIZED ALUMINUM / CLEAR			

Revisions

ATTENDANT SHELTER ELEVATIONS



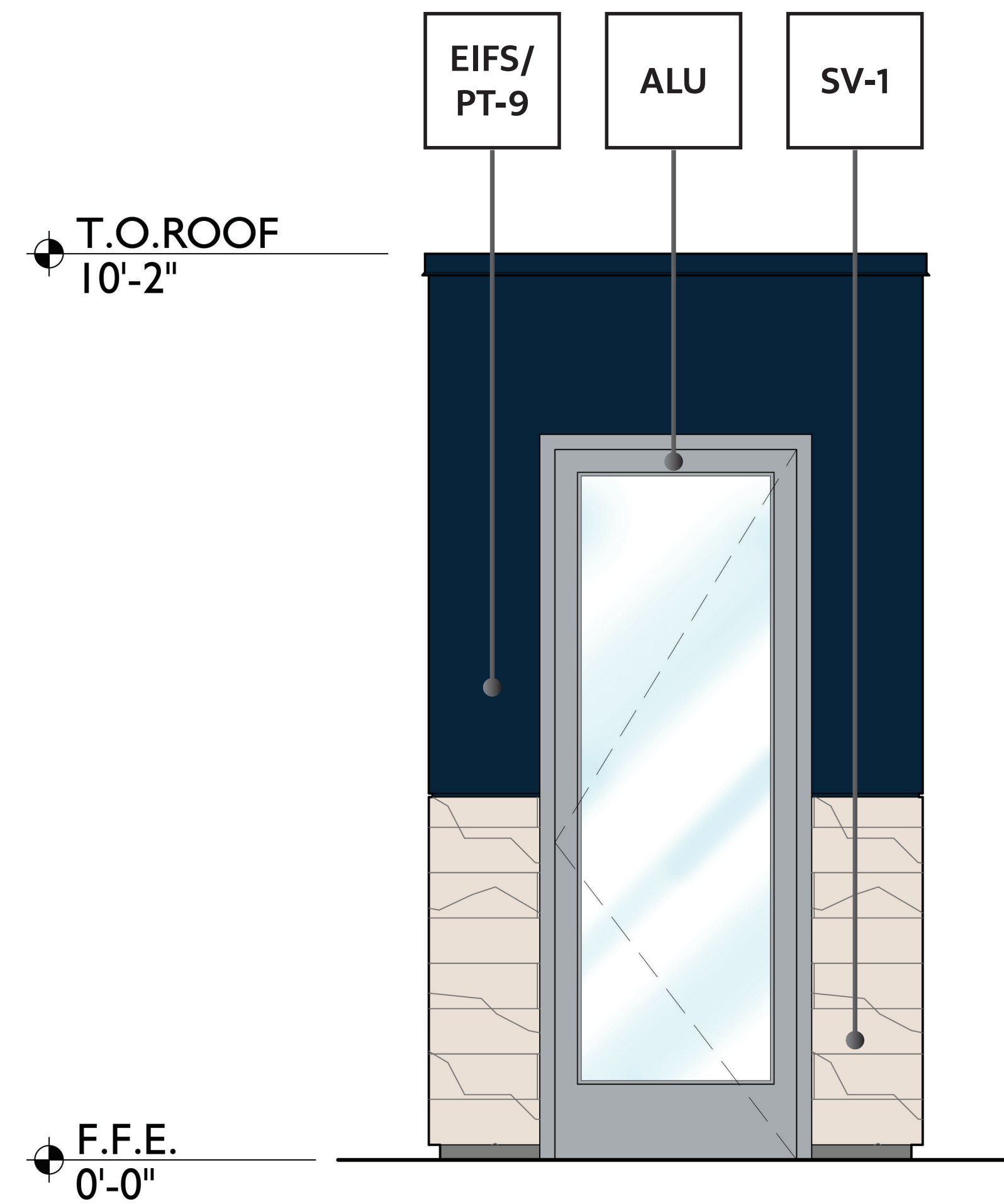
Mister Car Wash FL1855
 West Jensen PUD, Phase 1B, Parcel 6.6
 Goldenrod - 130.W2
 US-1 & NW Goldenrod Rd.
 Jensen Beach, FL 34957

711 East 9th Street
 Tallahassee, FL 32309
 904.933.2323 phone
 www.a23studios.com



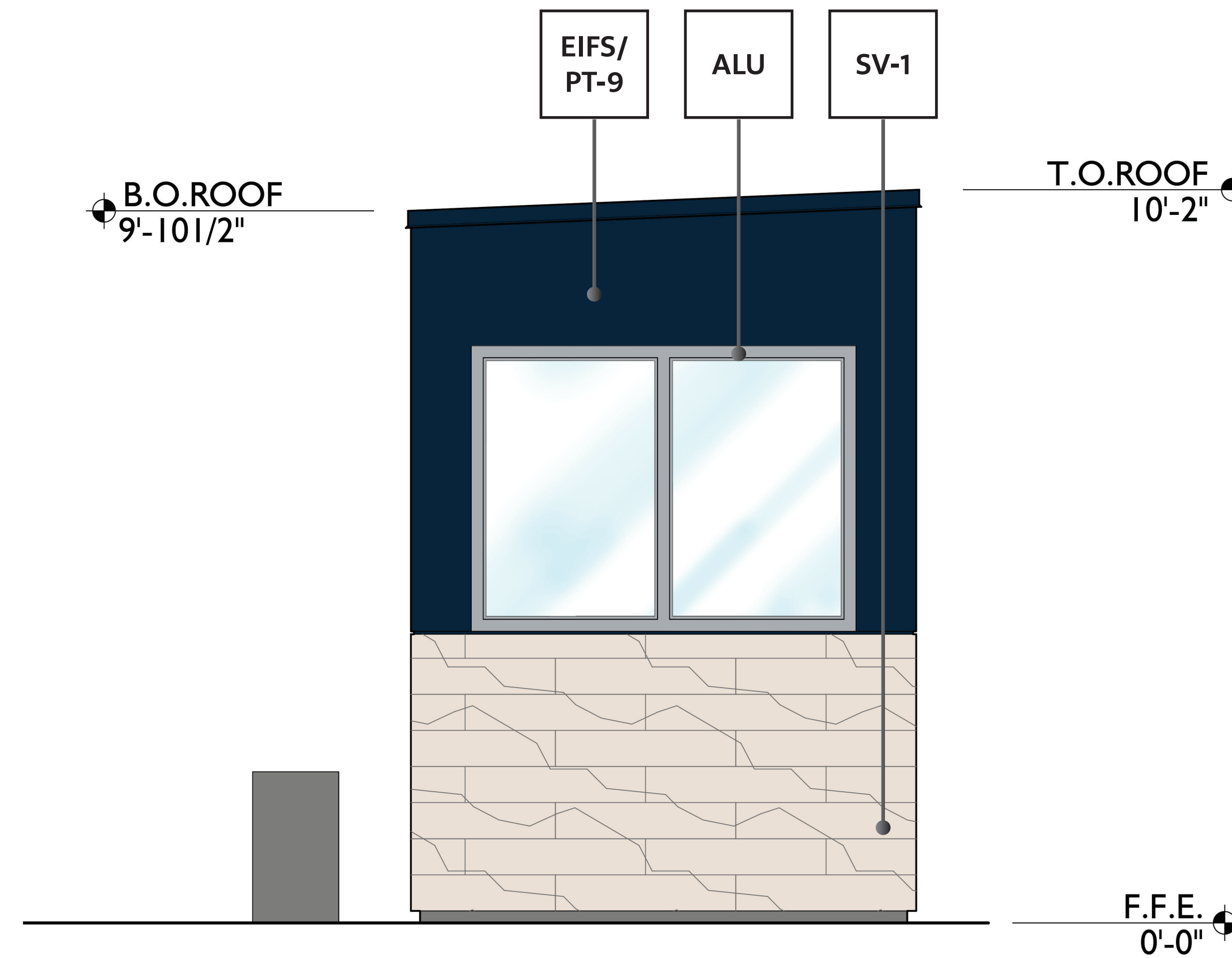
Project 23041
 Date 01.31.24
 Scale Noted
 Sheet

NOTE: THESE DOCUMENTS ESTABLISH THE GENERAL QUALITY AND DETAIL FOR DEVELOPING A NEGOTIATED CONSTRUCTION CONTRACT.



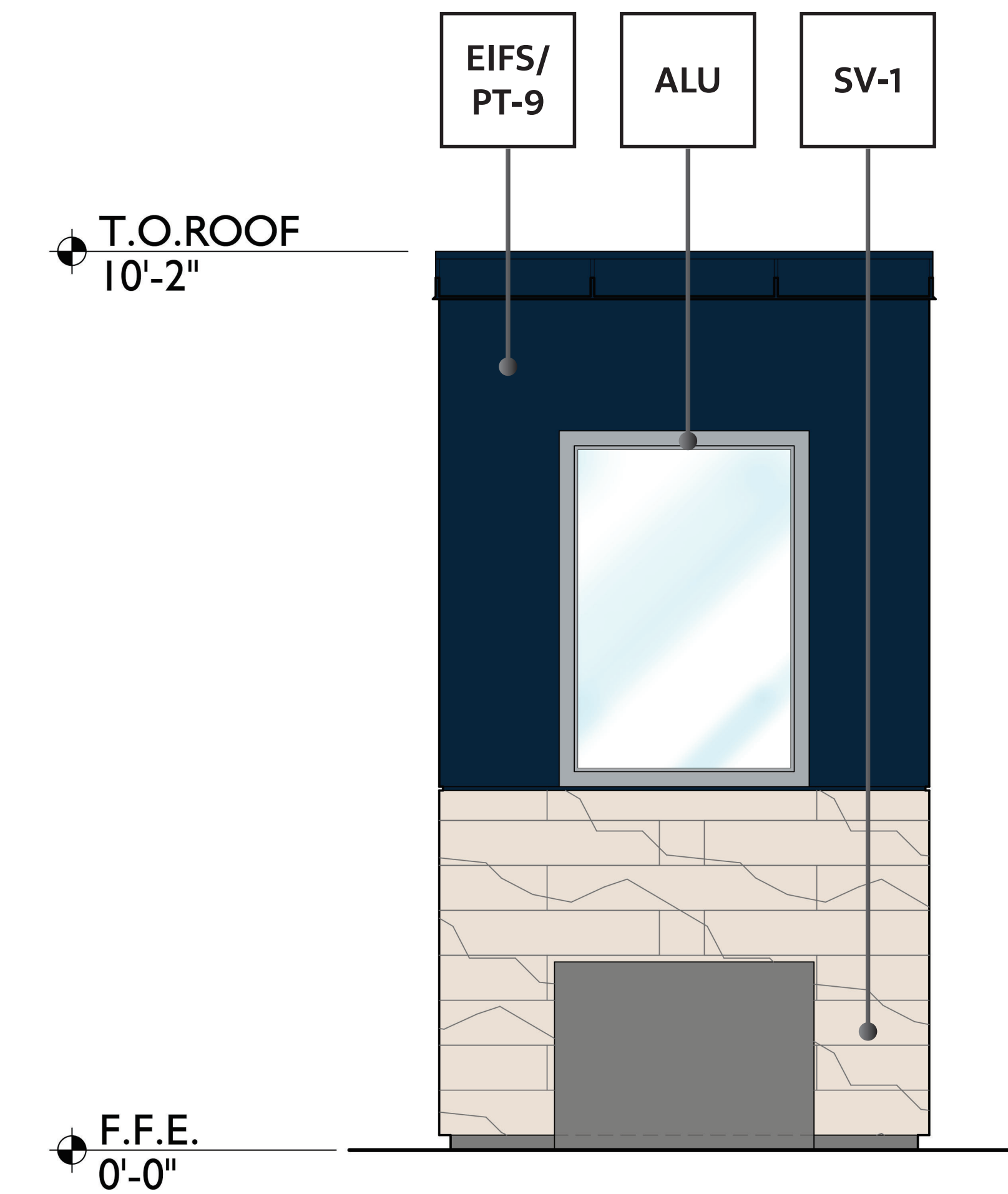
13 ATTENDANT SHELTER FRONT ELEVATION

3/4" = 1'



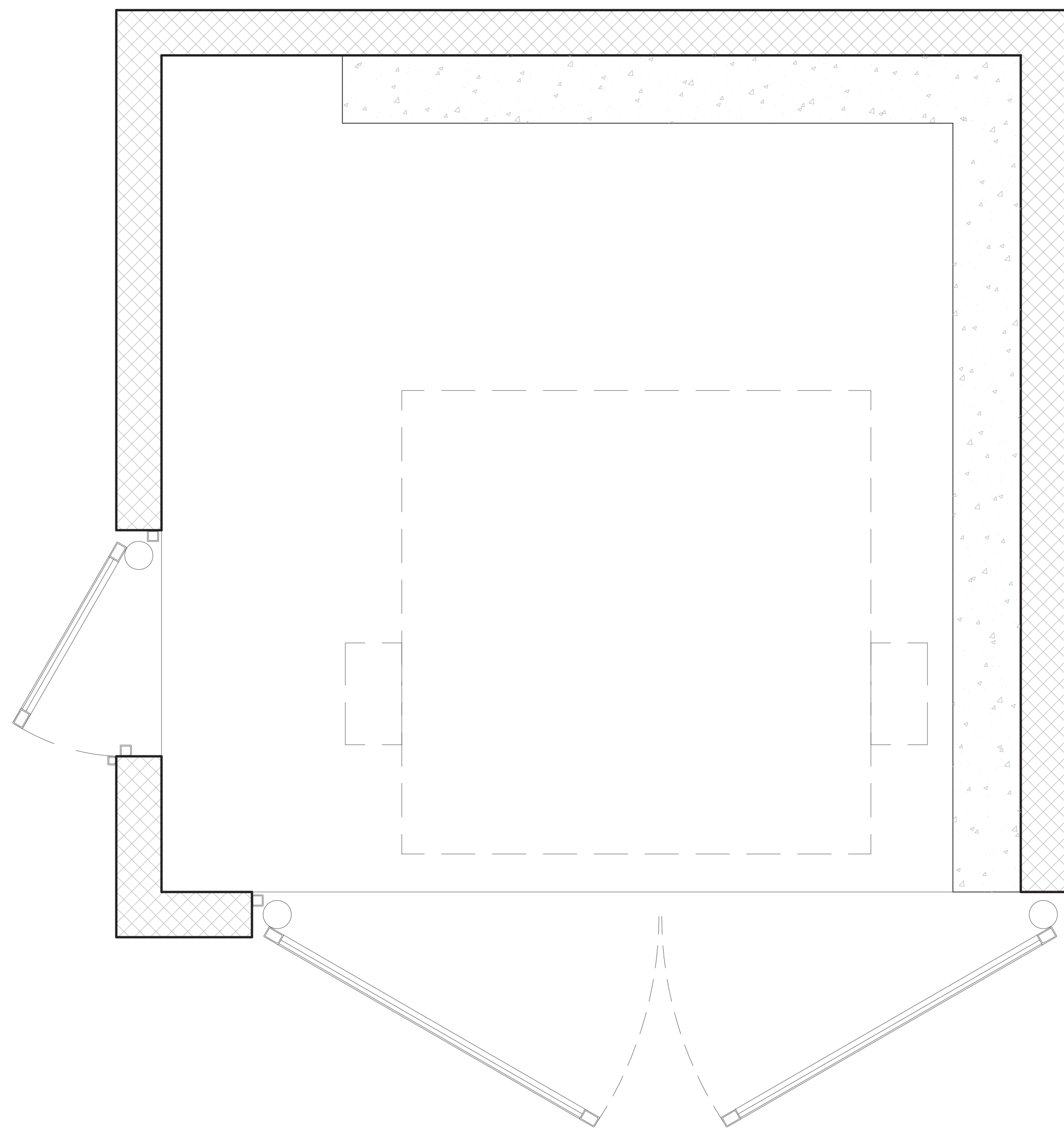
14 ATTENDANT SHELTER SIDE ELEVATION

3/4" = 1'



15 ATTENDANT SHELTER READ ELEVATION

3/4" = 1'



TRASH ENCLOSURE PLAN

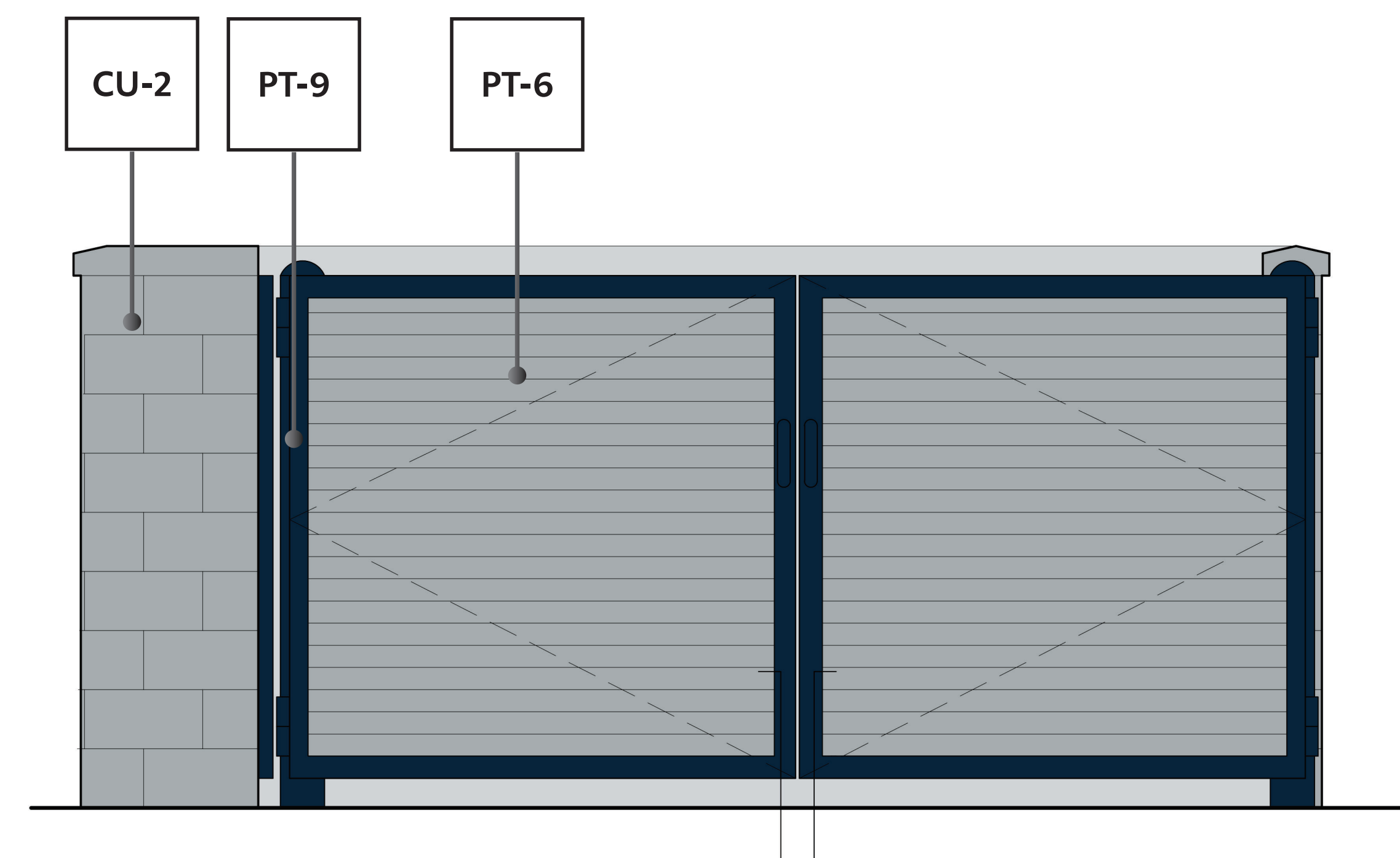
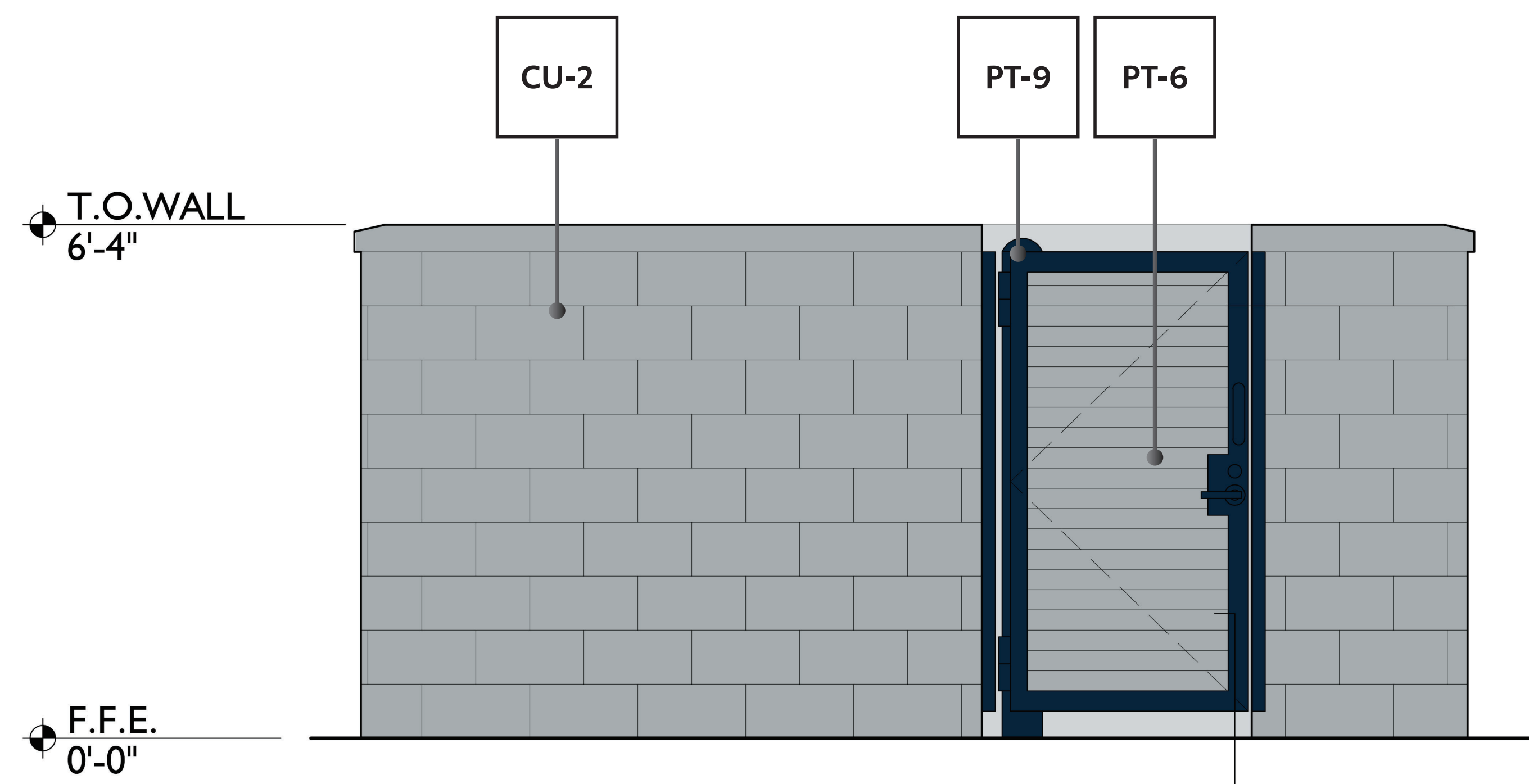
16

3/4" = 1'

FINISH LEGEND

MP-1		METAL PANEL - ALUMABOARD / PRE-FINISHED METAL SCREEN SYSTEM / HAZELNUT BROWN	CU-1		CMU (TEXTURED) - COLOR TO BE CLOSE TO WALL STREET SW7665
MP-2		METAL PANEL - CTMRS / PRE-FINISHED R-PANEL / IN THE NAVY - SW9178	CU-2		CMU (SMOOTH) - COLOR TO BE CLOSE TO MORNING FOG SW6255
MP-4		METAL PANEL - CTRMS / PRE-FINISHED STANDING SEAM METAL ROOF / 436B3488 FLUOROPON IN THE NAVY	PT-3		EXTERIOR PAINT - SHERWIN-WILLIAMS / WALL STREET SW7665
SV-1		STONE VENEER - ELDORADO / VANTAGE 30 / WHITE ELM	PT-6		EXTERIOR PAINT - SHERWIN-WILLIAMS / MORNING FOG SW6225
EIFS		EXTERIOR INSULATION FINISHING SYSTEM	PT-9		EXTERIOR PAINT - SHERWIN-WILLIAMS / IN THE NAVY SW9178
ALU		WINDOWS & DOORS - THERMALLY BROKEN ANODIZED ALUMINUM / CLEAR			

Revisions



TRASH ENCLOSURE ELEVATIONS

17

3/4" = 1'

NOTE: THESE DOCUMENTS ESTABLISH THE GENERAL QUALITY AND DETAIL FOR DEVELOPING A NEGOTIATED CONSTRUCTION CONTRACT.

Mister
TRASH ENCLOSURE
ELEVATIONS

Mister

Mister Car Wash FL1855
West Jensen PUD, Phase 1B, Parcel 6.6
Goldenrod - 130.W2
US-1 & NW Goldenrod Rd.
Jensen Beach, FL 34957

711 East 9th Street
Tulsa, OK 74103
320.963.2323 phone
www.a23studios.com

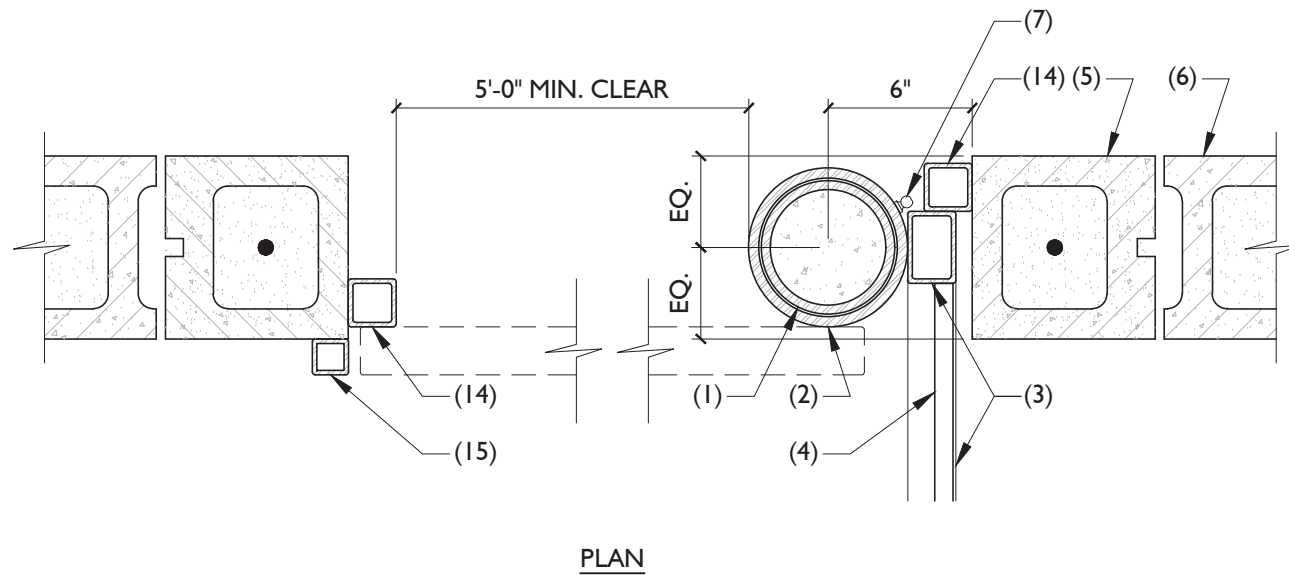
a.23 studios

Project 23041
Date 01.31.24
Scale Noted
Sheet

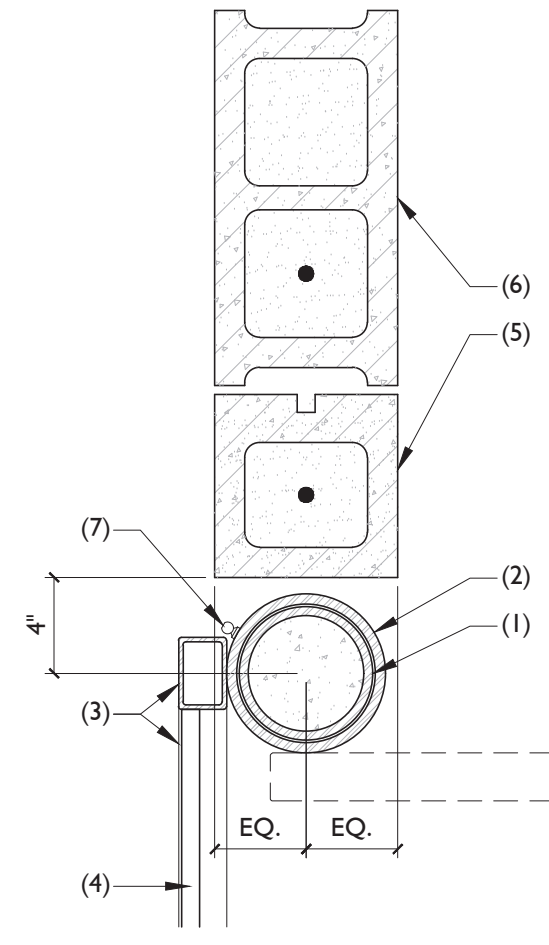
A-7.0

- KEYNOTES**
- 5' SCH. 80 STEEL PIPE POST ANCHORED INTO FOUNDATION BELOW. GROUT FILL COMPLETE.
 - 6' SCH. 80 STEEL PIPE PIVOT HINGE - PROVIDE STEEL SHIM BETWEEN PIVOT & BOLLARD.
 - HSS 3"x2"x1/4" STEEL TUBE GATE FRAME. WELD TO DOOR PIVOT. MITRE ALL JOINTS AND GRIND SMOOTH. PRIME AND PAINT. COLOR TO BE SHERWIN WILLIAMS "IN THE NAVY".
 - VENTED WALL PANEL WELDED TO POST FRAME. COLOR TO MATCH SHERWIN WILLIAMS "MORNING FOG" PER EXTERIOR FINISH SCHEDULE.
 - REINFORCED CMU END BLOCK.
 - 8" EXPOSED CMU BLOCK WALL. MATCH CU-2 PER EXTERIOR FINISH SCHEDULE. REFERENCE STRUCTURAL PLANS FOR MORE INFORMATION.
 - GREASE FITTING AT EACH HINGE POINT.
 - NOT USED.
 - 6' SCH. 80 STEEL PIPE PIVOT HINGE SUPPORT. WELD TO STEEL PIPE POST.
 - SLOPE GROUT FILL AT TOP OF POST TO DRAIN. PAINT TO MATCH POST.
 - CONCRETE FOOTING.
 - CONCRETE SLAB / HARDSCAPE WHERE OCCURS.
 - NOT USED.
 - HSS 2"x2"x1/4" STEEL TUBE STOP ANCHORED TO CMU WALL WITH 3/8" ANCHOR BOLTS AT 16" O.C..
 - HSS 1 1/2"x1 1/2"x1/4" STEEL TUBE LATCH AND DEAD BOLT RECEIVER ANCHORED TO CMU WALL WITH (2) 3/8" ANCHOR BOLTS AT 16" O.C.. DIMENSION TO MATCH GATE. CAP TOP AND BOTTOM.

NOTE:
REFERENCE CIVIL PLANS FOR MORE INFORMATION.



PLAN



PLAN

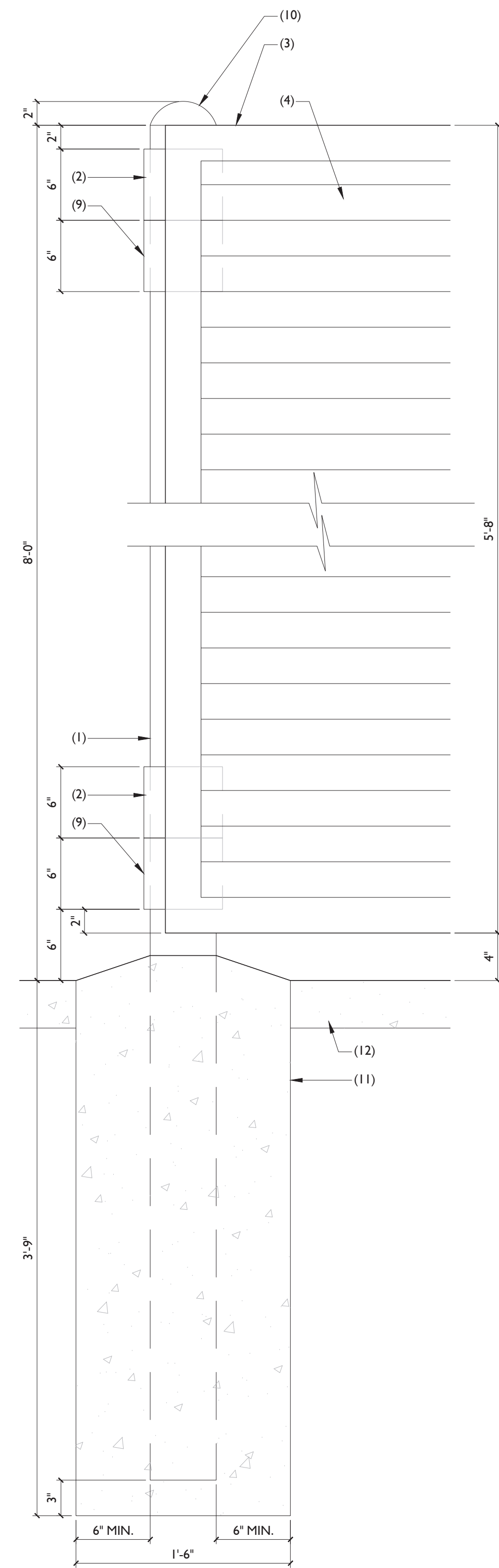
TRASH ENCLOSURE GATE AT HINGE

18

1-1/2" = 1'

- KEYNOTES**
- 5' SCH. 80 STEEL PIPE POST ANCHORED INTO FOUNDATION BELOW. GROUT FILL COMPLETE.
 - 6' SCH. 80 STEEL PIPE PIVOT HINGE - PROVIDE STEEL SHIM BETWEEN PIVOT & BOLLARD.
 - HSS 3"x2"x1/4" STEEL TUBE GATE FRAME. WELD TO DOOR PIVOT. MITRE ALL JOINTS AND GRIND SMOOTH. PRIME AND PAINT. COLOR TO BE SHERWIN WILLIAMS "MORNING FOG" PER EXTERIOR FINISH SCHEDULE.
 - VENTED WALL PANEL WELDED TO POST FRAME. PRIME AND PAINT. COLOR TO MATCH SHERWIN WILLIAMS "MORNING FOG" PER EXTERIOR FINISH SCHEDULE.
 - REINFORCED CMU END BLOCK.
 - CMU WALL. REFERENCE BUILDING SPECIFICATIONS FOR MORE INFORMATION.
 - GREASE FITTING AT EACH HINGE POINT.
 - NOT USED.
 - 6' SCH. 80 STEEL PIPE PIVOT HINGE SUPPORT. WELD TO STEEL PIPE POST.
 - SLOPE GROUT FILL AT TOP OF POST TO DRAIN. PAINT TO MATCH POST.
 - CONCRETE FOOTING.
 - CONCRETE SLAB / HARDSCAPE WHERE OCCURS.

NOTE:
REFERENCE CIVIL PLANS FOR MORE INFORMATION.



COMPOSITE ELEVATION / SECTION

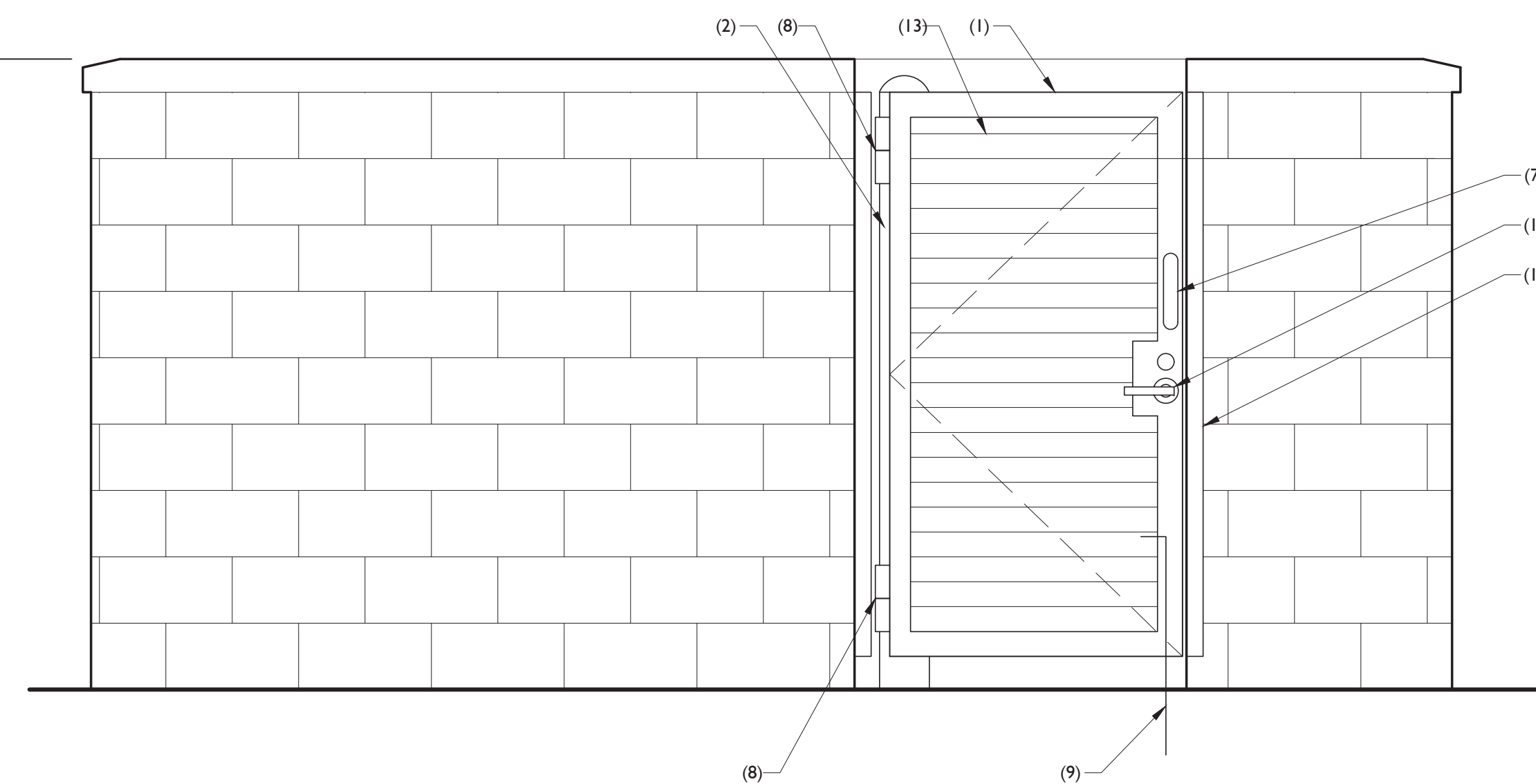
TRASH ENCLOSURE GATE DETAIL

19

1-1/2" = 1'

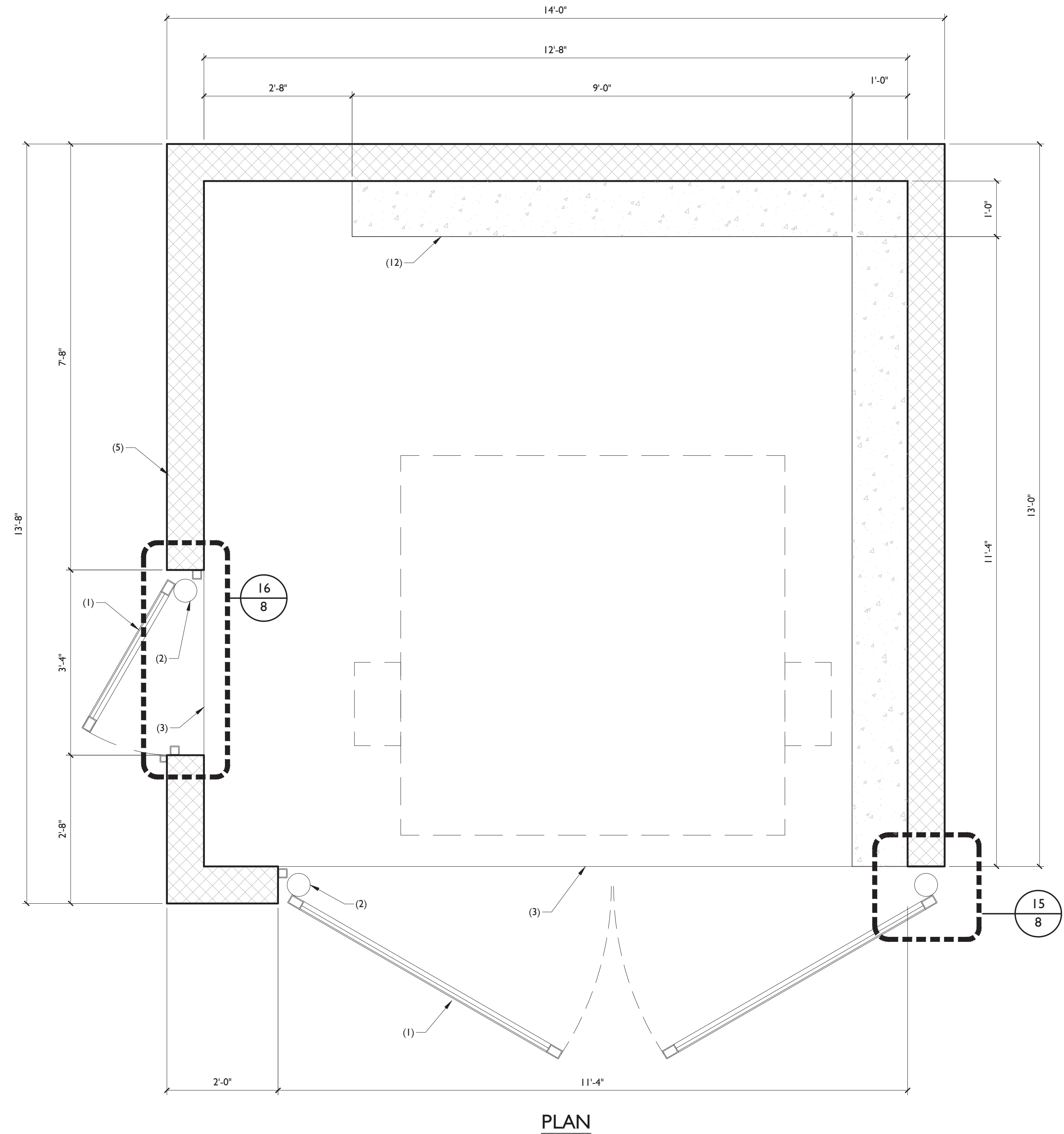
T.O. WALL
6'-4"

F.F.E.
0'-0"



KEYNOTES

- DUMPSTER ENCLOSURE GATE. 2"x3" TUBE STEEL FRAME. PRIME AND PAINT. COLOR TO BE SHERWIN WILLIAMS "IN THE NAVY" PER EXTERIOR FINISH SCHEDULE.
- 5' SCHED. 80 GATE POSTS FILLED WITH CONCRETE. TYP. OF (2). PRIME AND PAINT. COLOR TO BE SHERWIN WILLIAMS "IN THE NAVY" PER EXTERIOR FINISH SCHEDULE.
- 6' SLAB ON GRADE WITH REBAR REINFORCING WITHIN ENCLOSURE AND AT APRON.
- NOT USED.
- 8" EXPOSED CMU BLOCK WALL. MATCH CU-2 PER EXTERIOR FINISH SCHEDULE. REFERENCE STRUCTURAL PLANS FOR MORE INFORMATION.
- 4" CONCRETE CAP.
- STEEL HANDLES WELDED TO GATE FRAME.
- 6' SCHED. 80 STEEL PIPE HINGE. TYP. OF (2) EACH GATE. PRIME AND PAINT. COLOR TO BE SHERWIN WILLIAMS "IN THE NAVY" PER EXTERIOR FINISH SCHEDULE.
- CLOSER HASP.
- DOOR HANDLE AND DEAD BOLT PER DOORHARDWARE SET 6. ENTRANCE LOCK: ND93PD X SPA 626 (SCH), FLUSH BOLT: FB319 626 (IVE); COORD.: COR.FL X MTG. BRKTS. 628 (IVE)
- HSS 1 1/2"x1 1/2"x1/4" STEEL TUBE LATCH AND DEAD BOLT RECEIVER ANCHORED TO CMU WALL WITH (2) 3/8" ANCHOR BOLTS AT 16" O.C. DIMENSION TO MATCH GATE. CAP TOP AND BOTTOM.
- 12"x1 1/2" CURB. REFERENCE STRUCTURAL PLANS FOR MORE INFORMATION.
- VENTED WALL PANELS WELDED TO POST FRAME. PRIME AND PAINT. COLOR TO BE SHERWIN WILLIAMS "MORNING FOG" PER EXTERIOR FINISH SCHEDULE.

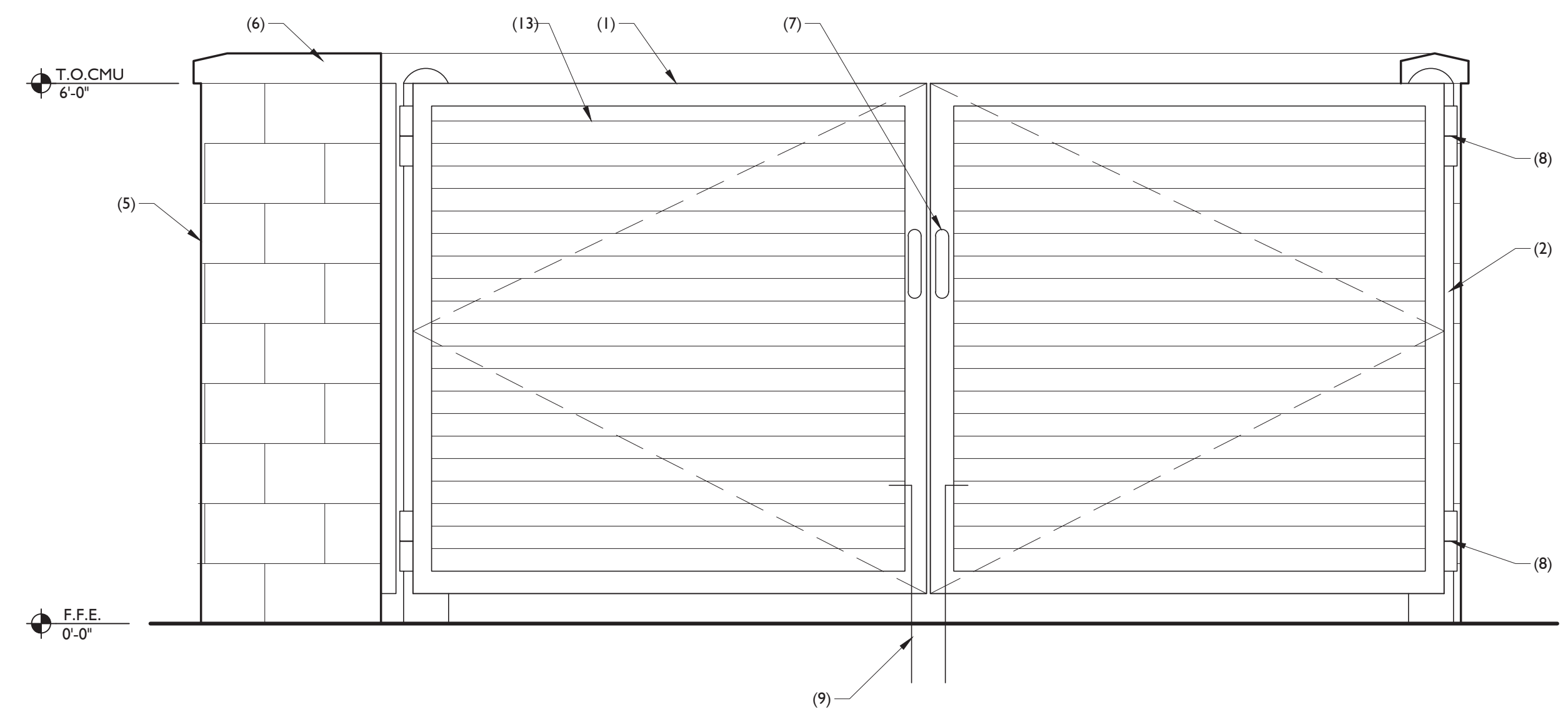


PLAN

REFERENCE PLAN

20

3/4" = 1'



NOTE:
THESE ARE TYPICAL SITE DETAILS. DUMPSTER DETAILS ARE INTENDED FOR REFERENCE ONLY. ALL PROJECT SPECIFIC INFORMATION NEEDS TO BE COORDINATED WITH THE G.C., CIVIL ENGINEER, OWNER AND THE SOILS INVESTIGATION REPORT. CIVIL ENGINEER TO SHOW DUMPSTER LOCATION WITH ALL NECESSARY DIMENSIONS AND DETAILS ON THEIR RESPECTIVE SHEETS.

Revisions

TRASH ENCLOSURE DETAILS

Mister

Mister Car Wash FL1855
West Jensen PUD, Phase 1B, Parcel 6.6
Goldenrod - 130.W2
US-1 & NW Goldenrod Rd.
Jensen Beach, FL 34957

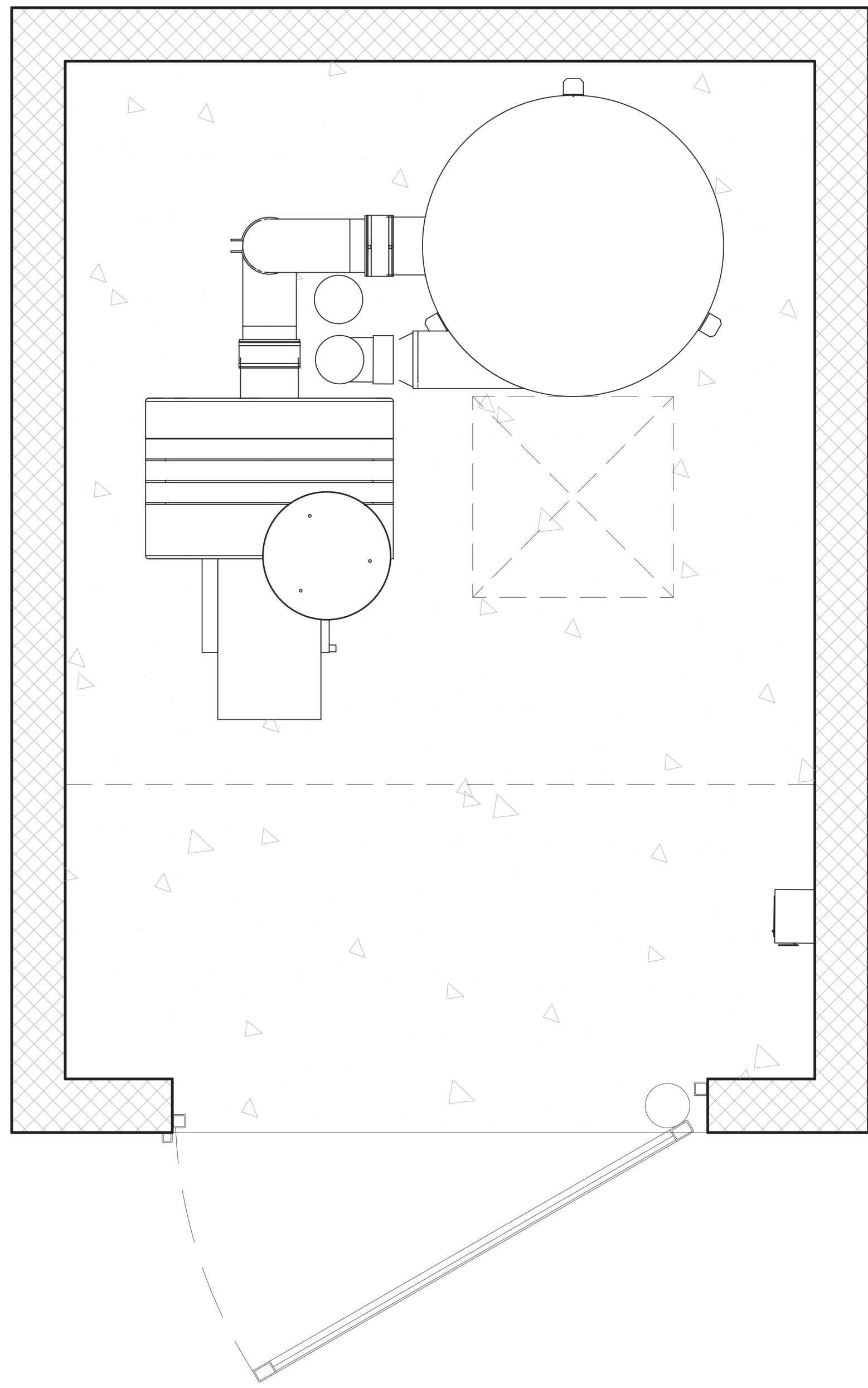
711 East 9th Street
Tulsa, OK 74103
320.963.2323 phone
www.a23studios.com

a.23studios

Project 23041
Date 01.31.24
Scale Noted
Sheet

A-8.0

NOTE:
THESE DOCUMENTS ESTABLISH THE GENERAL SCOPE OF QUALITY AND DETAIL FOR DEVELOPING A NEGOTIATED CONSTRUCTION CONTRACT.



FINISH LEGEND

MP-1		METAL PANEL - ALUMABOARD / PRE-FINISHED METAL SCREEN SYSTEM / HAZELNUT BROWN	CU-1		CMU (TEXTURED) - COLOR TO BE CLOSE TO WALL STREET SW7665
MP-2		METAL PANEL - CTMRS / PRE-FINISHED R-PANEL / IN THE NAVY - SW9178	CU-2		CMU (SMOOTH) - COLOR TO BE CLOSE TO MORNING FOG SW6255
MP-4		METAL PANEL - CTRMS / PRE-FINISHED STANDING SEAM METAL ROOF / 436B3488 FLUOROPON IN THE NAVY	PT-3		EXTERIOR PAINT - SHERWIN-WILLIAMS / WALL STREET SW7665
SV-1		STONE VENEER - ELDORADO / VANTAGE 30 / WHITE ELM	PT-6		EXTERIOR PAINT - SHERWIN-WILLIAMS / MORNING FOG SW6225
EIFS		EXTERIOR INSULATION FINISHING SYSTEM	PT-9		EXTERIOR PAINT - SHERWIN-WILLIAMS / IN THE NAVY SW9178
ALU		WINDOWS & DOORS - THERMALLY BROKEN ANODIZED ALUMINUM / CLEAR			

Revisions

21

VACUUM ENCLOSURE PLAN

3/4" = 1'-0"

VACUUM ENCLOSURE ELEVATION



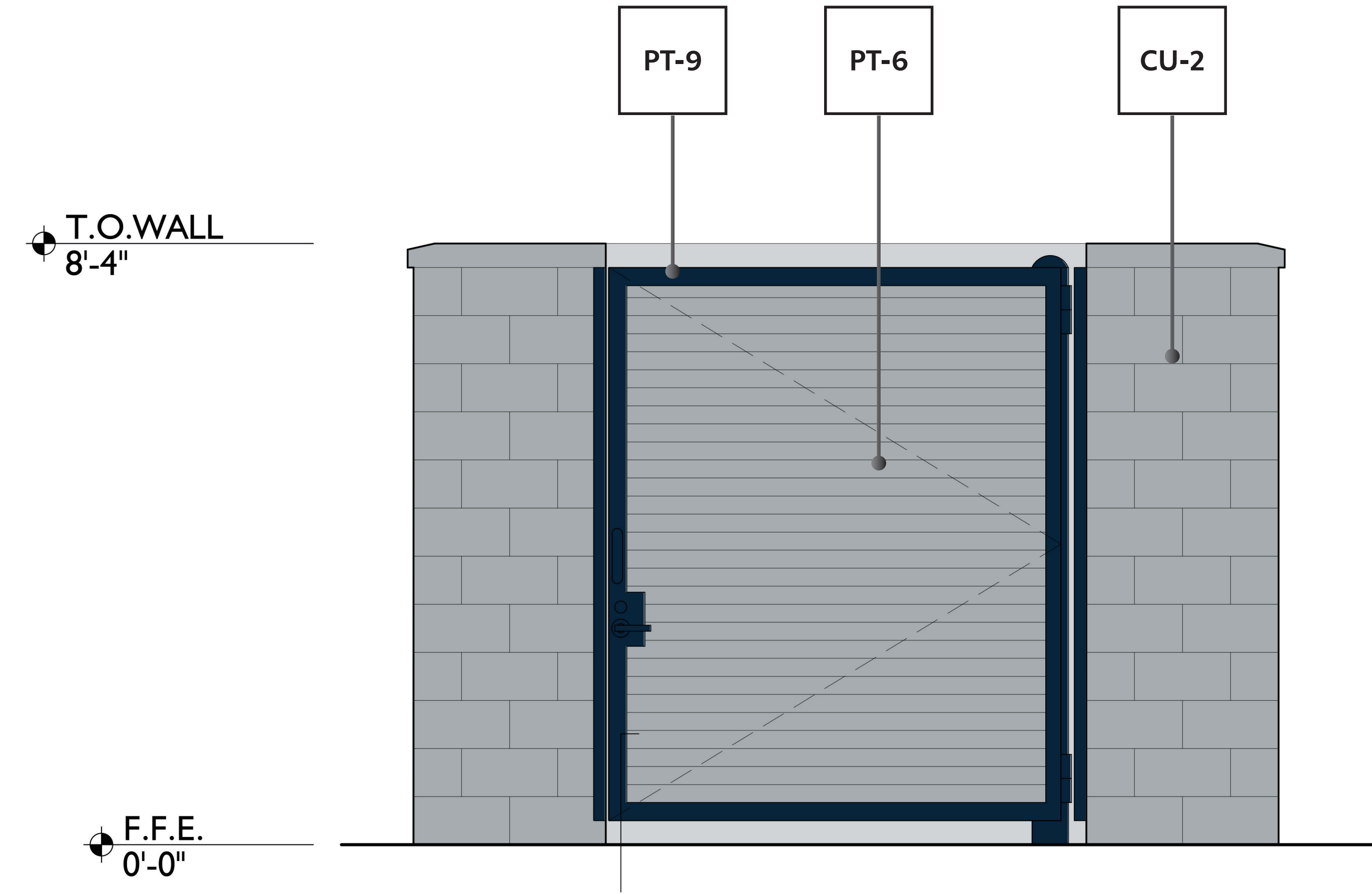
Mister Car Wash FL1855
 West Jensen PUD, Phase 1B, Parcel 6.6
 Goldenrod - 130.W2
 US-1 & NW Goldenrod Rd.
 Jensen Beach, FL 34957

711 East 9th Street
 Tallahassee, FL 32309
 904.233.2323 phone
 www.a23studios.com

a.23 studios

Project 23041
 Date 01.31.24
 Scale Noted
 Sheet

A-9.0

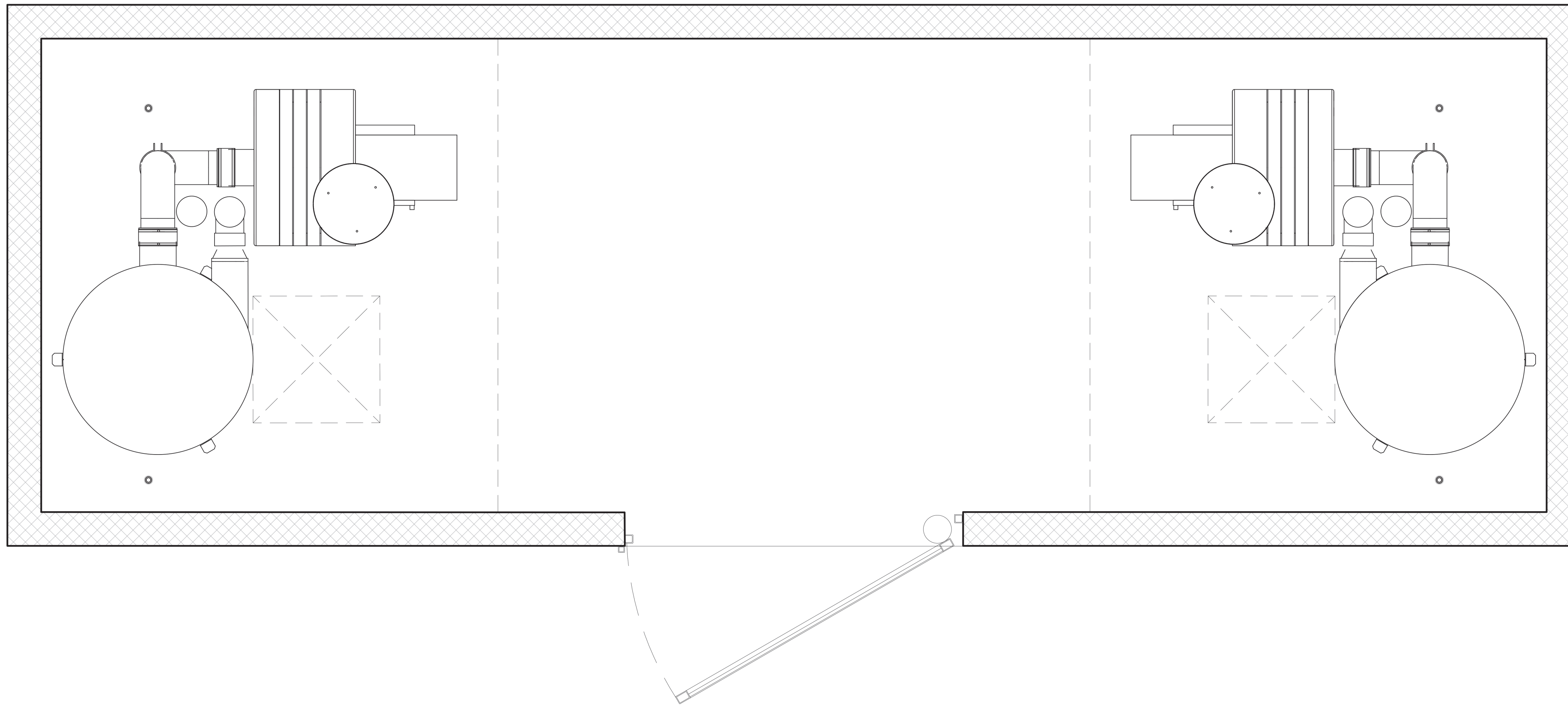


NOTE:
 THESE DOCUMENTS ESTABLISH THE GENERAL
 QUALITY AND DETAIL FOR
 DEVELOPING A NEGOTIATED CONSTRUCTION
 CONTRACT.

22

VACUUM ENCLOSURE ELEVATION

3/4" = 1'-0"

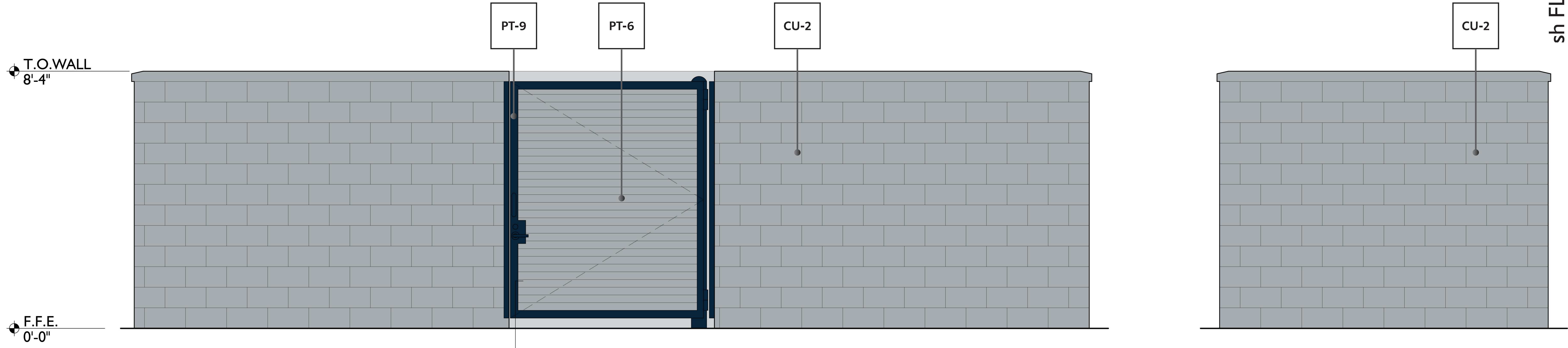


FINISH LEGEND

MP-1		METAL PANEL - ALUMABOARD / PRE-FINISHED METAL SCREEN SYSTEM / HAZELNUT BROWN	CU-1		CMU (TEXTURED) - COLOR TO BE CLOSE TO WALL STREET SW7665
MP-2		METAL PANEL - CTMRS / PRE-FINISHED R-PANEL / IN THE NAVY - SW9178	CU-2		CMU (SMOOTH) - COLOR TO BE CLOSE TO MORNING FOG SW6255
MP-4		METAL PANEL - CTMRS / PRE-FINISHED STANDING SEAM METAL ROOF / 436B3488 FLUROPON IN THE NAVY	PT-3		EXTERIOR PAINT - SHERWIN-WILLIAMS / WALL STREET SW7665
SV-1		STONE VENEER - ELDORADO / VANTAGE 30 / WHITE ELM	PT-6		EXTERIOR PAINT - SHERWIN-WILLIAMS / MORNING FOG SW6225
EIFS		EXTERIOR INSULATION FINISHING SYSTEM	PT-9		EXTERIOR PAINT - SHERWIN-WILLIAMS / IN THE NAVY SW9178
ALU		WINDOWS & DOORS - THERMALLY BROKEN ANODIZED ALUMINUM / CLEAR			

23 VACUUM ENCLOSURE PLAN

3/4" = 1'-0"



24 VACUUM ENCLOSURE ELEVATION

3/4" = 1'-0"

NOTE: THESE DOCUMENTS ESTABLISH THE GENERAL PRINCIPLES OF QUALITY AND DETAIL FOR DEVELOPING A NEGOTIATED CONSTRUCTION CONTRACT.

VACUUM ENCLOSURE ELEVATIONS



sh FL1855
ase IB, Parcel 6.6

US-1 & NW Goldenrod Rd.
Jensen Beach, FL 34957

a.23 studios

Project 23041
Date 01.31.24
Scale Noted
Sheet

A-10.0