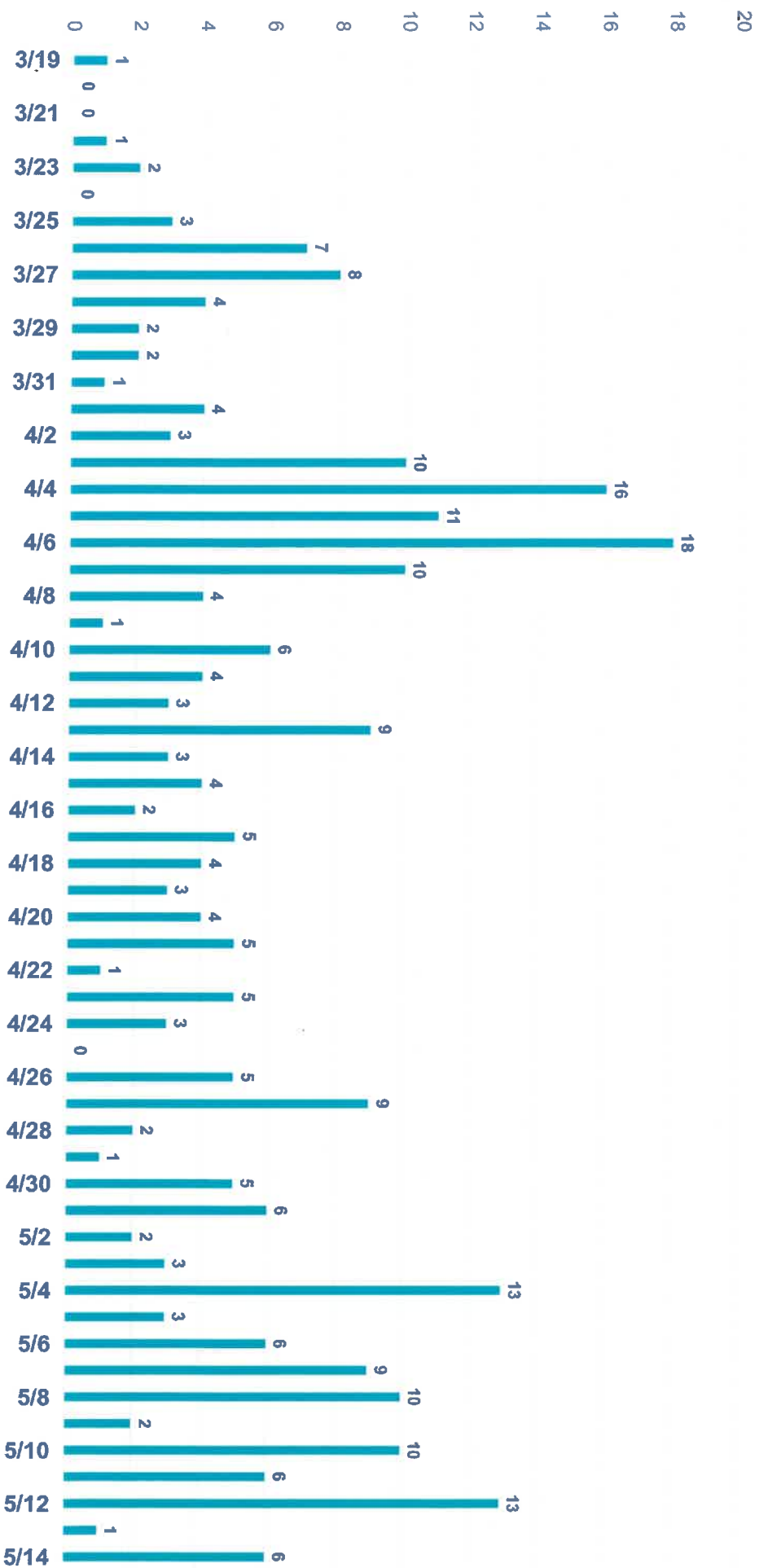


TOGETHER MARTIN

PLANNING FOR OUR RECOVERY

New Cases Reported by Day



Note: Data compiled through a historical look at the information provided by the Florida Department of Health COVID-19 dashboard.
 FDOH: floridahealthcovid19.gov/#latest-stats

Coronavirus: summary for Martin County

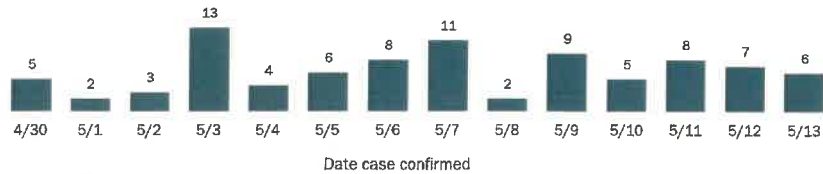
Data for May 14, 2020 (verified at 10 AM)

Data in this report are provisional and subject to change.

Confirmed cases

Total cases	281
Florida residents	271
Non-Florida residents	10
Gender for Florida residents	
Men	147
Women	124
Unknown	0
Age for Florida residents	
Range	2 - 92
Median age	50

Cases confirmed in Florida residents per day



Race, ethnicity	Cases	Hospitalizations	Deaths
White	168	35	5
Hispanic	47	6	0
Non-Hispanic	114	29	5
Unknown ethnicity	7	0	0
Black	6	3	0
Hispanic	0	0	0
Non-Hispanic	5	3	0
Unknown ethnicity	1	0	0
Other	57	7	1
Hispanic	53	7	1
Non-Hispanic	3	0	0
Unknown ethnicity	1	0	0
Unknown race	40	4	0
Hispanic	10	2	0
Non-Hispanic	0	0	0
Unknown ethnicity	30	2	0
Total	271	49	6

Outcomes for Florida residents

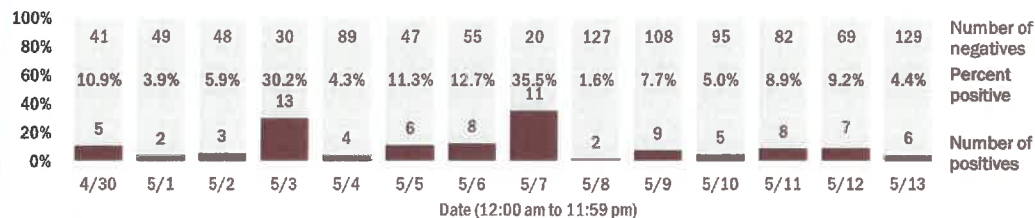
Martin		
Hospitalizations	49	(18% of all cases)
Deaths	6	(2% of all cases)
Statewide		
Hospitalizations	7,749	(18% of all cases)
Deaths	1,875	(4% of all cases)

Hospitalization counts include anyone who was hospitalized at some point during their illness. It does not reflect the number of people currently hospitalized. Other race includes any person with a race of American Indian/Alaskan native, Asian, native Hawaiian/Pacific Islander, or other.

Laboratory testing for Florida residents and non-Florida residents over the past 2 weeks

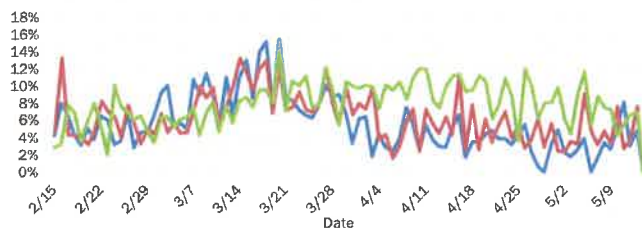
Number and percent of positive labs

These counts include the number of people for whom the department received laboratory results by day. This percent is the number of people who test positive for the first time divided by all the people tested that day, excluding people who have previously tested positive.

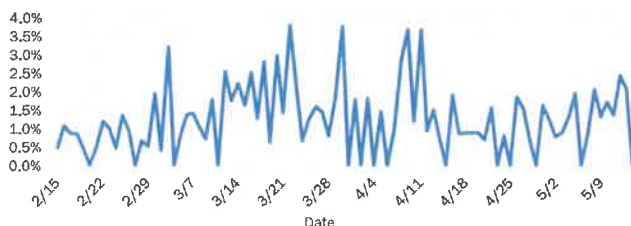


Emergency department (ED) chief complaint and admission data for Martin County

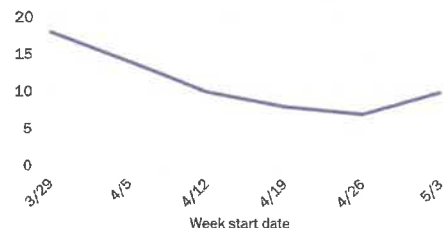
Daily percent of ED visits mentioning cough, fever, or shortness of breath



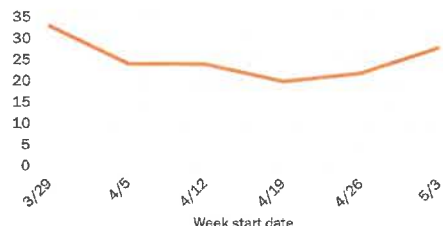
Daily percent of ED visits resulting in cough-associated admissions



Weekly count of ED visits for influenza-like illness



Weekly count of ED visits for COVID-like illness



The Electronic Surveillance System for the Early Notification of Community-Based Epidemics (ESSENCE-FL) includes chief complaint data from 213 of 214 Florida EDs. Data are transmitted electronically to ESSENCE-FL daily or hourly.