




Community Transportation Coordinator

Overview



Senior Resource
ASSOCIATION

Promoting Independence in our Community



The SRA Mission

Senior Resource Association
promotes independence and
dignity in our community by
providing services to older
adults and transportation for all



How Did We Get Here?

July, 2019

- SRA receives Innovative Service Development Grant for dialysis trips. (The Grant was Discontinued by CTD in 2021)

April, 2020

- Indiantown Shuttle Begins Service on Saturdays

Present Day

- CTD formula change results in less state money than ever before

October, 2018

- SRA is asked to temporarily take over as CTC in Martin County

February, 2020

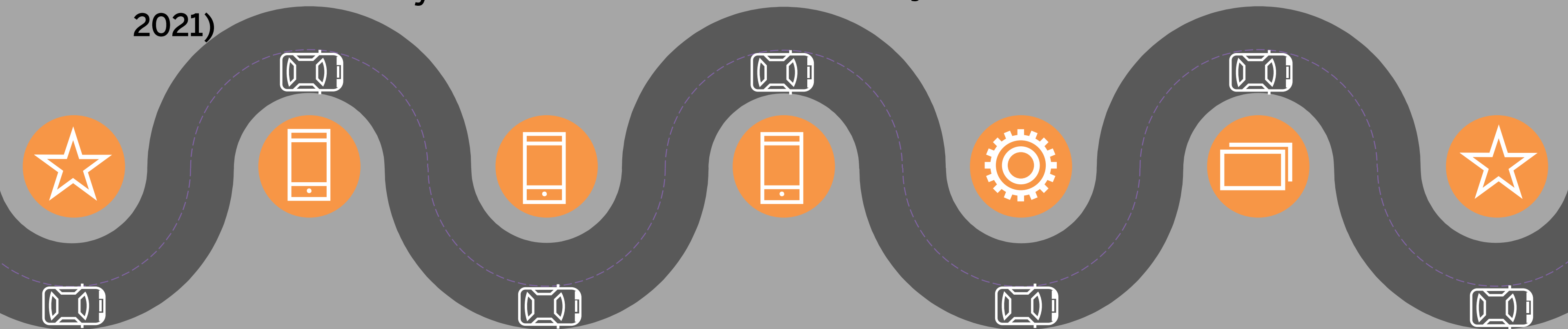
- SRA wins formal bid for Martin County CTC for next 5 years

October, 2020

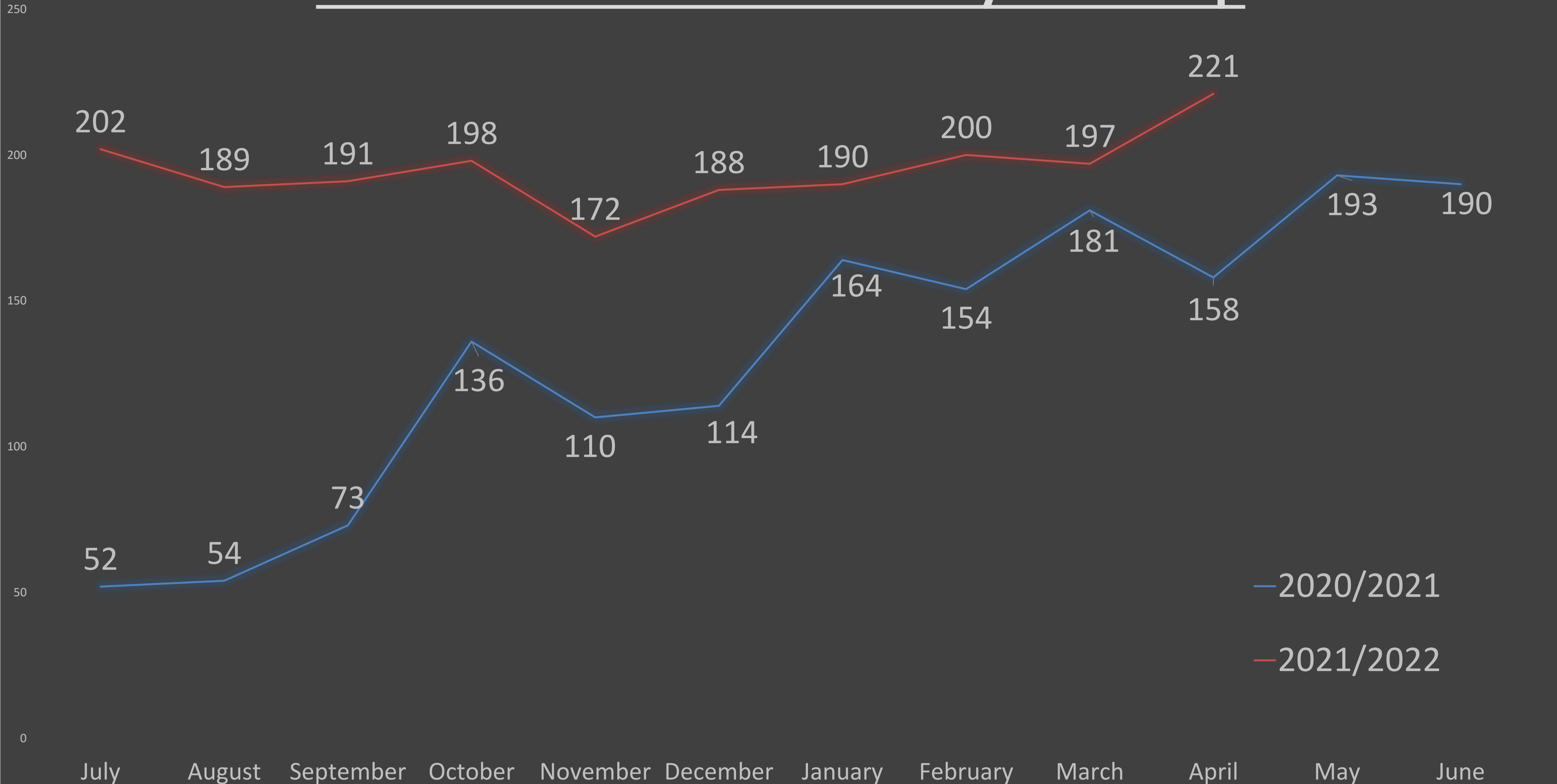
- FDDC “Advantage Ride” Program begins

Future

- Innovative Service Development Grants Available Again



Indiantown Shuttle Monthly Ridership



Who is a Transportation Disadvantaged Rider?

- **Clients must meet certain eligibility requirements to be considered “TD”**
 - 1. Elderly (over 65) with no other means of transportation, or**
 - 2. Disabled with no other means of transportation, or**
 - 3. at or below 100% of the poverty level with no other means of transportation**

The Martin County Transportation Disadvantaged Service Plan says there are an estimated 65,940 people in the county who could be TD



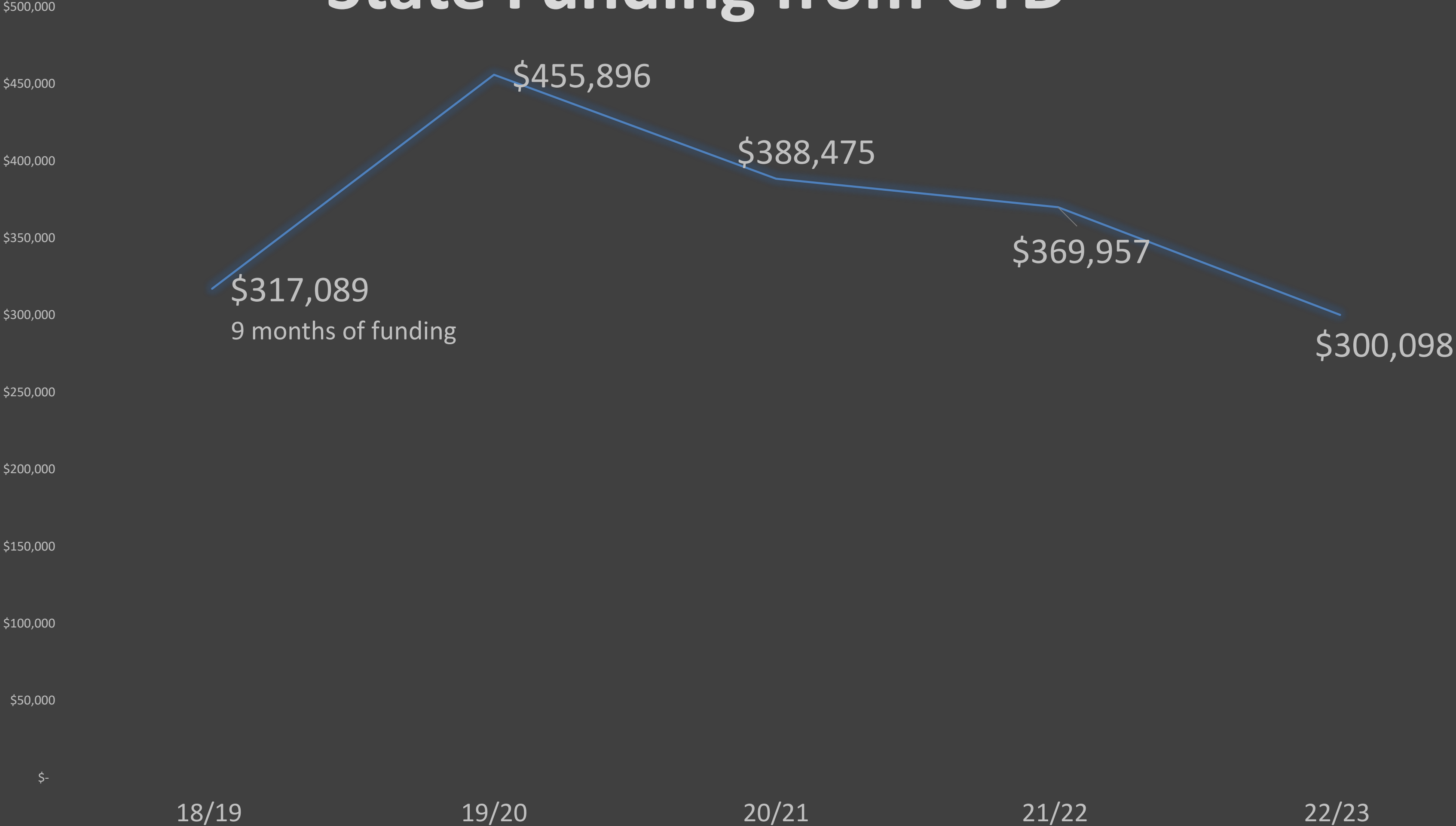
- **SRA Provides Trips for TD Clients**
 - **6am-7pm Monday-Friday**
 - **8am-5pm Saturday**
- **SRA adds an average of 11 individuals each month who need transportation services.**
- **The total number of current TD clients in Martin County is 389**
- **Due to lack of funding, riders are currently limited to three round trips (or six one-way trips) each week**



Geographic Location of Trips

City Name	% of Trips
Hobe Sound	5%
Indiantown	11%
Jensen Beach	13%
Palm City	8%
Port Salerno	10%
Stuart	52%

State Funding from CTD

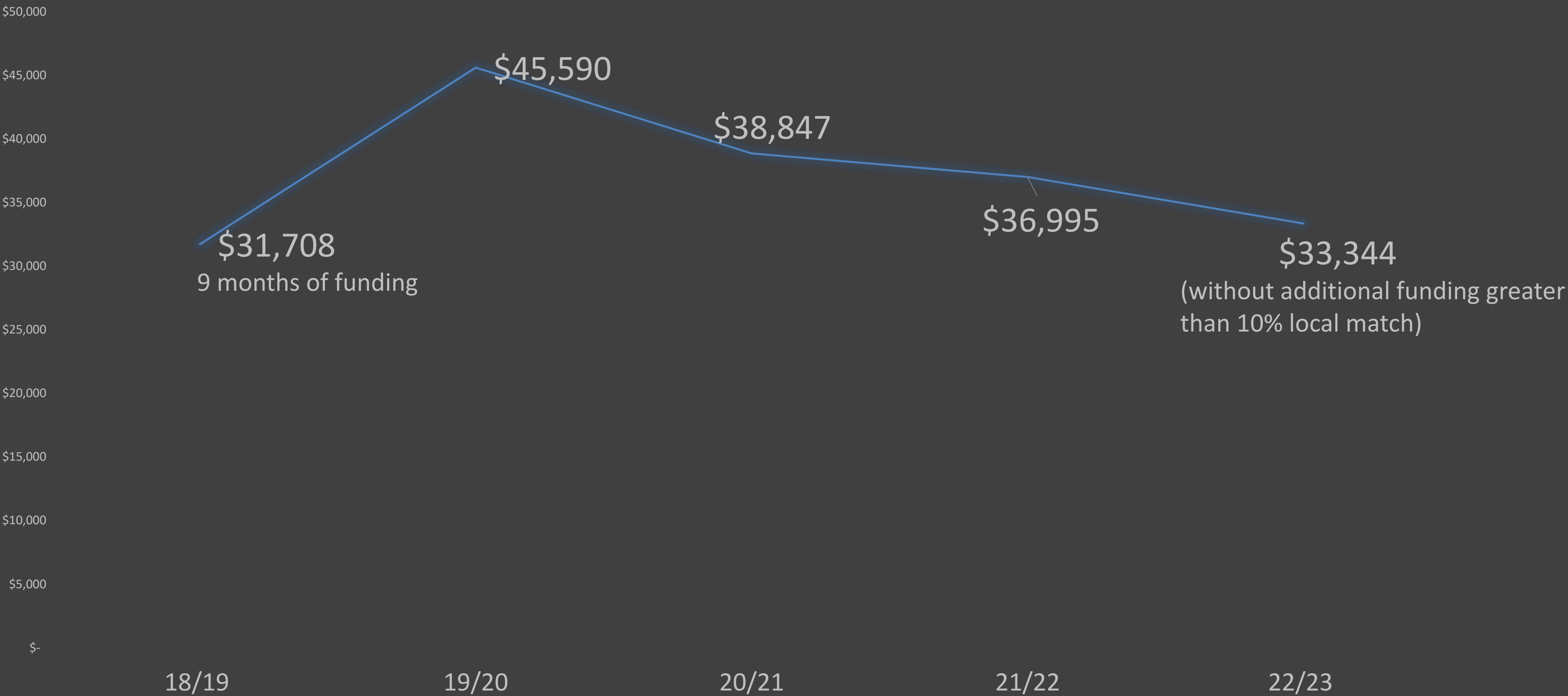


CTD Trip and Equipment Grant Funding Formula

In 2020, the Commission adopted a new funding formula, which took effect July 1, 2021. The new formula allocates funding based on the following four variables:

1. County's TD Population– Based on data from the U.S. Census Bureau
2. Miles of Public Roads in County – Based on data from the Federal Highway Administration.
3. CTC's Performance in previous year delivering TD service– Based on the monthly trips reimbursed by the Commission.
4. A Percentage of the County's Grant Allocation from the Previous Fiscal Year, known as the "Base Funding" Variable.

Local Funding from Martin County (10% minimum match)



MCC Ridership



<u>Urban CTC</u>	<u>Match OVER 10%</u>	<u>Trips Provided</u>
Palm Beach	9199%	1,300,860
Broward	6318%	1,787,690
Sarasota	4238%	93,769
Orange	4097%	167,541
Hillsborough	3907%	364,241
Seminole	3723%	51,970
Osceola	3547%	68,337
Escambia	3253%	97,679
Collier	3141%	68,256
Manatee	3109%	69,217
Leon	2886%	101,573
Alachua	2312%	61,658
Saint Lucie	1974%	56,938
Charlotte	1724%	35,465
Polk	1621%	243,744
Pinellas	1423%	2,907,126
Indian River	642%	43,144
Pasco	637%	42,169
Brevard	597%	320,444
Bay	333%	22,233
Volusia	316%	28,384
Miami-Dade	290%	2,333,580
Okaloosa	192%	32,581
Highlands	0%	47,886
Martin	0%	9,436
Lee	0%	6,413



With additional local funding riders would not be limited, and would not have to prioritize medical appointments like dialysis over their grocery shopping, or education, or employment.

Scenario #	Funding Received	Local Match Needed	# of Trips SRA Could Provide	Trip Limits for Passengers?
1	Trip & Equipment Grant (\$300,098)	\$33,344	7,916	Yes
2	Trip & Equipment Grant (\$300,098)	\$33,344	12,000 (Back to 2019 Ridership Levels)	Possibly Not
	Overmatch	\$150,044		
	Total	\$183,388		
3	Trip & Equipment Grant (\$300,098)	\$33,344	24,806 (Expansion of Programs)	No
	ISD Grant (Up to \$750,000)	\$75,000		
	Total	\$108,344		
4	Trip & Equipment Grant (\$300,098)	\$33,344	28,077 (Expansion of Programs)	No
	ISD Grant (Up to \$750,000)	\$75,000		
	Overmatch	\$75,000		
	Total	\$183,344		

<u>Urban CTC</u>	<u>Match OVER 10%</u>	<u>Trips Provided</u>
Palm Beach	9199%	1,300,860
Broward	6318%	1,787,690
Sarasota	4238%	93,769
Orange	4097%	167,541
Hillsborough	3907%	364,241
Seminole	3723%	51,970
Osceola	3547%	68,337
Escambia	3253%	97,679
Collier	3141%	68,256
Manatee	3109%	69,217
Leon	2886%	101,573
Alachua	2312%	61,658
Saint Lucie	1974%	56,938
Charlotte	1724%	35,465
Polk	1621%	243,744
Pinellas	1423%	2,907,126
Indian River	642%	43,144
Pasco	637%	42,169
Brevard	597%	320,444
Martin	450%	28,077
Bay	333%	22,233
Volusia	316%	28,384
Miami-Dade	290%	2,333,580
Okaloosa	192%	32,581
Highlands	0%	47,886
Lee	0%	6,413

GoLine INDIAN RIVER TRANSIT

TRANSPORTATION OFFICES

4385 43rd Avenue

Vero Beach, FL 32967

CONTACT US

EMAIL ADDRESS

cstephenson@sramail.org

PHONE NUMBER

(772)532-0396

getting you there!

www.GoLineIRT.com

GoLine

getting you there!

www.GoLineIRT.com

245

GoLine 772-569-0903

STOPS AT AIR CROSSINGS